

LEARN

A NETWORK *of* COLLEGE PREP ELEMENTARY SCHOOLS

Grade 1

Home Learning Packet

The contents of this packet contain 10 days of activities in paper copy. Students should be complete this packet, along with the lessons through their math/reading *online* programs daily. If students complete the packet before our next round, they should continue using their online math and reading programs for 45 minutes per day per program unless otherwise specified by your campus.

Chicago Public Library Access

**Chicago residents only*

Don't Have a Chicago Public Library Card <i>* Children under 14 must have a guardian apply with them</i>	Already have a Chicago Public Library card
1.) Apply for an eCard at https://tinyurl.com/LEARNCPCLcard 2.) Access eBooks, audible books, and other online resources 3.) Check out other resources at https://chipublib.overdrive.com/	1.) Go to: https://www.chipublib.org/ 2.) Select: "Browse" 3.) Choose "eBooks" under "By Format" 4.) Check out other resources at https://chipublib.overdrive.com/

North Chicago Public Library Access

**Public Library Access for all Users*

<http://www.ncplibrary.org/>

Select: Kid's Corner

Select: TumbleBook Library

(Student Name)

LEARN Charter Schools Reading Log

Name: _____ Week Of: _____

Directions: Record the amount of time you read each day.

At home reading goal:

I will read at least 45 minutes at home five times a week.

[illegible]

Day	Date	Title	Genre	Page Started	Page Finished	Total Time

Weekly At-Home Reading Tally

Day	Number of Minutes
Monday	
Tuesday	
Wednesday	
Thursday	
Friday	
Saturday	
Sunday	
Total Minutes This Week	

Teacher Initials for Meeting Weekly Goal: _____

Your Weekly Goal is **225** minutes. Did you meet your goal? _____

Did you exceed your goal? _____

If yes, by how many minutes? _____

What is your favorite book you read this week? Why was it your favorite?

LEARN Charter Schools Reading Log

Name: _____ Week Of: _____

Directions: Record the amount of time you read each day.

At home reading goal:

I will read at least 45 minutes at home five times a week.

[illegible]

Day	Date	Title	Genre	Page Started	Page Finished	Total Time

Weekly At-Home Reading Tally

Day	Number of Minutes
Monday	
Tuesday	
Wednesday	
Thursday	
Friday	
Saturday	
Sunday	
Total Minutes This Week	

Teacher Initials for Meeting Weekly Goal: _____

Your Weekly Goal is **225** minutes. Did you meet your goal? _____

Did you exceed your goal? _____

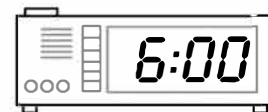
If yes, by how many minutes? _____

What is your favorite book you read this week? Why was it your favorite?



Match each clock to the words that tell its time.

- 1 four o'clock
- 2 nine o'clock
- 3 eleven o'clock
- 4 three o'clock
- 5 one o'clock
- 6 eight o'clock
- 7 twelve o'clock
- 8 ten o'clock
- 9 seven o'clock
- 10 five o'clock
- 11 six o'clock
- 12 two o'clock




Study Island 1st Grade Reading - Retelling Stories

Question 1 .

Day 1

Read the story below. Then, answer the question.

Remi the dog likes riding in cars. The Walton family takes him to many places. Remi goes to the park. He goes to the lake. Remi always wants to jump into the car.



What is the best way to retell the story?

Remi likes to go places in the car.

Remi likes to swim at the lake.

Remi likes to chase all the cars.

Question 2 .

Read the story below. Then, answer the question.

Simon has a cat named Oscar. Simon likes to play with his toy car. Oscar likes riding on the toy car. This makes Simon laugh. They have fun together.



Click on the sentence that best retells the story.

Simon likes to laugh at his cat Oscar.

Simon likes when Oscar rides on the car.

Simon likes riding on his toy car with Oscar.

Question 3 .

Read the story below. Then, answer the question.

Ted and his parents played cards. His parents said they would buy him ice cream if he won. Ted tried his best. He won the card game. Ted's parents took him out for ice cream.



Which best retells the story?


Ted plays cards with his parents.

Ted's parents buy him ice cream.

Ted wins a game and gets ice cream.



Day 1

Directions: What is your favorite time of day and why? Draw and describe using the lines below.




Current Events Log
Day 1

On the lines below, draw and write about something interesting you learned about by reading the newspaper, watching local news, or watching an educational TV show (PBS, Disney Channel, Discovery Channel, Newselakids, Informational YouTube Videos etc.) Describe who, what, where, when, why, and how of what you learned. What facts or information are most interesting to you and why?



Color the alien lamps that total 3 red
Color the alien lamps that total 4 blue
Color the alien lamps that total 5 green
Color the alien lamps that total 10 yellow



Copy these pairs of numbers into the table below.
Can you think of any other pairs? Add them to the table.

Pairs that total 3	Pairs that total 4	Pairs that total 5	Pairs that total 10

Question 4 .

Read the story below. Then, answer the question.

Randy had a snowball fight with his friends. One snowball hit his face really hard. This made Randy cry.



Click on the sentence that best retells the story.

Randy and his friends have a snowball fight.

Randy's snowball hits his friend's face.

Randy is upset when a snowball hits him.

Question 5 .

Read the story below. Then, answer the question.

Janna wants to buy her mom a pot. Her mom's birthday is in three days. Her mom likes the color blue. So, Janna buys the blue pot.



Which best retells the story?

Janna buys something for her mom's birthday.

Janna thinks the blue pot is pretty.

Janna cannot find anything to buy.

Question 6 .

Read the story below. Then, answer the question.

Shawn likes being mean. He took one of his sister's dolls. He tied the doll to a toy spaceship. The spaceship shot up into the air with the doll. His sister did not find it funny.



Click on the sentence that best retells the story.


Shawn likes to make spaceships.

Shawn makes his sister cry.

Shawn is mean to his sister's doll.


Day 2

Directions: If I could see anything in the world it would be _____ and why? Draw and describe using the lines below.



Current Events Log
Day 2

On the lines below, draw and write about something interesting you learned about by reading the newspaper, watching local news, or watching an educational TV show (PBS, Disney Channel, Discovery Channel, Newselakids, Informational YouTube Videos etc.) Describe who, what, where, when, why, and how of what you learned. What facts or information are most interesting to you and why?




Study Island 1st Grade Math - Length

Day 3

Question 1 .

How many fish hooks long is the fish?



8

7

9

Question 2 .

How many erasers long is the rainbow sticker?




1

3

2

Question 3 .

How many hands long is the horse?



15

12

13

Question 7 .

Day 3

Read the story below. Then, answer the question.

Landon saw a fish swimming. Landon thought the fish was a toy. He put his hand into the water. He tried to grab the fish. But he could not catch it.



Which best retells the story?

Landon sees a toy fish swimming.

Landon tries to catch the fish but cannot.

Landon wants to catch the fish.

Question 8 .

Read the story below. Then, answer the question.

Eddie hid behind a dinosaur. His sister Beth walked by the dinosaur. Eddie roared loudly at his sister. Beth thought it was the dinosaur. She got scared and jumped into the air.



Which best retells the story?

Eddie scares his sister Beth.

Eddie roars loudly at his sister.

Beth jumps high into the air.

Question 9 .

Read the story below. Then, answer the question.

Melissa has long hair. She asked her grandma to fix her hair. She wanted it pulled back. Her grandma finished. Melissa looked at it and liked it.



Which best retells the story?



Melissa's grandma fixes Melissa's hair.

Melissa's grandma likes Melissa's long hair.

Melissa's grandma wants to cut Melissa's hair.


Day 3

Directions: What is your favorite room in your home and why?
Draw and describe using the lines below.



Current Events Log
Day 3

On the lines below, draw and write about something interesting you learned about by reading the newspaper, watching local news, or watching an educational TV show (PBS, Disney Channel, Discovery Channel, Newselakids, Informational YouTube Videos etc.) Describe who, what, where, when, why, and how of what you learned. What facts or information are most interesting to you and why?



Question 4 .

Day 4

How many bones long is Lucky's doghouse?




6

7

8

Question 5 .

How many bandages long is Katie's leg?



5

6

7

Question 6 .

How many cars long is Mr. Johnson's house?



5

4

6

Question 7 .

How many fish long is the boat?



15

16

14



Name: _____

Syllables

How many syllables does each word have?

1. Fish _____

11. Kangaroo _____

2. Pear _____

12. Peas _____

3. Chicken _____

13. Corn _____

4. Spaghetti _____

14. Puppy _____

5. Cheese _____

15. Cookie _____

6. Candy _____

16. Duck _____

7. Bread _____

17. Lettuce _____

8. Carrot _____

18. Soup _____

9. Tomato _____



19. Hamburger _____

10. Lion _____

20. Apple _____


Day 4

Directions: What is something you like to make and why? Draw and describe using the lines below.




Current Events Log
Day 4

On the lines below, draw and write about something interesting you learned about by reading the newspaper, watching local news, or watching an educational TV show (PBS, Disney Channel, Discovery Channel, Newselakids, Informational YouTube Videos etc.) Describe who, what, where, when, why, and how of what you learned. What facts or information are most interesting to you and why?



Question 8 .

Use the ruler in the toolbar to measure the objects and put them in order from longest to shortest.




Y, Z, X

Z, Y, X

X, Z, Y

Question 9 .

How many inch marks long is the dog?



9

10

8

Question 10 .

Use the ruler in the toolbar to measure the objects and put them in order from shortest to longest.



X, Y, Z

Z, X, Y

Y, X, Z



Beat the Bomb



Name _____ Date _____

1 Add the missing letters.

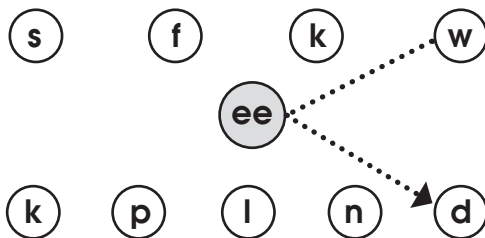
- A **f** _ **n** keeps us cool in summer. (**i** or **a**)
- I see little tiger **c** _ **bs** at the zoo. (**a** or **u**)
- Jack **ch** _ **ps** the wood for the fire. (**e** or **o**)
- Ice cream will **m** _ **lt** in the sun. (**u** or **e**)



2 Unscramble the letters to name the pictures.



3 Make six words by joining a top and bottom letter through the **ee**.



4 Write the rhyming words.

cake

ride

ship

m _____

s _____

wh _____

r _____

w _____

tr _____

t _____

h _____

sl _____





Spelling Challenge

Write the first letter of each picture then spell your own word.





Day 5

Directions: If animals could talk, what are some questions you would ask them? Write and draw using the lines below.



Current Events Log
Day 5

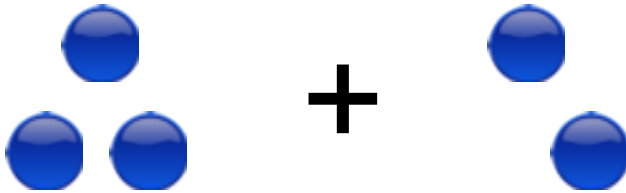
On the lines below, draw and write about something interesting you learned about by reading the newspaper, watching local news, or watching an educational TV show (PBS, Disney Channel, Discovery Channel, Newselakids, Informational YouTube Videos etc.) Describe who, what, where, when, why, and how of what you learned. What facts or information are most interesting to you and why?




Adding using pictures

Grade 1 Addition Worksheet

Count/draw the circles, write/read the numbers and find the sum.




$$\underline{\quad} + \underline{\quad} = \underline{\quad}$$



$$\underline{\quad} + \underline{\quad} = \underline{\quad}$$

+

$$4 + 2 = \underline{\quad}$$



$$\underline{\quad} + \underline{\quad} = \underline{\quad}$$

+


$$3 + 5 = \underline{\quad}$$

Beat the Bomb

Name _____ Date _____

1 Complete the compound word in each sentence.

- After rain, you may see a **rain** _____ in the sky.
- We are going to the beach this **week** _____.
- My grandfather took us to a **foot** _____ game.
- I clean my teeth with a **tooth** _____.



2 Complete the words then read them to a friend.

Add '-dle'

bun _____

cud _____

sad _____

Add '-ble'

tum _____

bub _____

wob _____

Add '-gle'

jug _____

wig _____

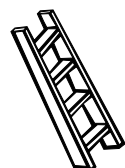

tin _____

3 Spell the missing words.

- I put **b** _____ and jam on my toast today.
- She is the best **sw** _____ in the pool.
- We go to the beach for our **su** _____ holidays.
- Put **sl** _____ on your feet to keep them warm.




4 Name the pictures.





Spelling Challenge

Use the letters in this word to make new words.




Score five points for each correct word.

My score:



Day 6

Directions: If you could be invisible, what are some things you would do and why? Write and draw using the lines below.



Current Events Log
Day 6

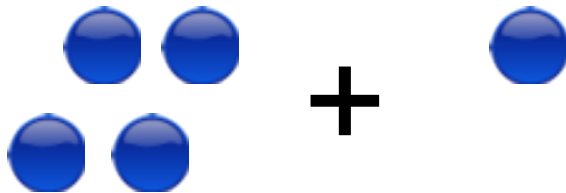
On the lines below, draw and write about something interesting you learned about by reading the newspaper, watching local news, or watching an educational TV show (PBS, Disney Channel, Discovery Channel, Newselakids, Informational YouTube Videos etc.) Describe who, what, where, when, why, and how of what you learned. What facts or information are most interesting to you and why?




Adding using pictures

Grade 1 Addition Worksheet

Count/draw the circles, write/read the numbers and find the sum.




$$\underline{\quad} + \underline{\quad} = \underline{\quad}$$



$$\underline{\quad} + \underline{\quad} = \underline{\quad}$$

+

$$5 + 1 = \underline{\quad}$$



$$\underline{\quad} + \underline{\quad} = \underline{\quad}$$

+




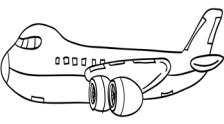


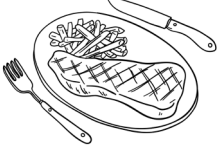

$$1 + 5 = \underline{\quad}$$

Homophones

1. Copy each list word.

sale	steal	sight
sail	flee	site
meet	flea	toe
meat	hole	tow
plane	whole	rain
plain	pray	rein
steel	prey	

2. Circle the right word.



	flea flee		hole whole		tow toe
	plane plain		sail sale		rein rain
	meet meat		steel steal		

3. Missing word.

The _____ landed safely at the airport.
 The mole dug a deep _____ in the dirt.
 We watched the boats _____ past the harbour.
 I bought a box of old toys at the garage _____.
 My brother tried to _____ my new slinky.


Day 7

Directions: If you could be a dessert, what would you be and why? Write and draw using the lines below.



Current Events Log
Day 7


On the lines below, draw and write about something interesting you learned about by reading the newspaper, watching local news, or watching an educational TV show (PBS, Disney Channel, Discovery Channel, Newselakids, Informational YouTube Videos etc.) Describe who, what, where, when, why, and how of what you learned. What facts or information are most interesting to you and why?




Subtraction using pictures

Grade 1 Subtraction Worksheet

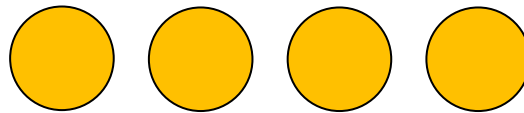
Cross out the shapes according to the number sentences. Then, find the answers.



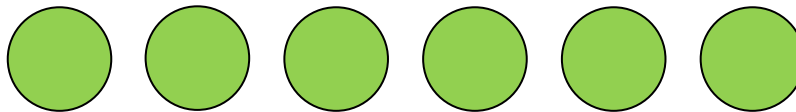
$$5 - 3 = \underline{\quad}$$



$$7 - 6 = \underline{\quad}$$



$$4 - 2 = \underline{\quad}$$



$$6 - 1 = \underline{\quad}$$



$$9 - 5 = \underline{\quad}$$

Homophones

Day 8

4. Word clues. Which word matches?

a tiny jumping insect with no wings

leather straps attached to a horse's bridle

a hard strong metal

to run away or escape

an animal that is hunted by another

Challenge words

5. Copy each challenge word.

wear

haul

where

rays

hire

raise

higher

morning

hall

mourning

6. Choose it. Circle and rewrite the correct word to complete the sentence.

I eat breakfast in the morning mourning.

We enjoyed the warmth of the sun's raise rays.

We climbed higher hire up the tree.



They have school assemblies in the big haul hall.

I didn't know where wear my sister was hiding.

7. Silly sentences. Use as many challenge words as possible to make a silly story.



Day 8

Directions: If you could travel to space, what would you want to see and why? Draw and describe using the lines below.



Current Events Log
Day 8


On the lines below, draw and write about something interesting you learned about by reading the newspaper, watching local news, or watching an educational TV show (PBS, Disney Channel, Discovery Channel, Newselakids, Informational YouTube Videos etc.) Describe who, what, where, when, why, and how of what you learned. What facts or information are most interesting to you and why?



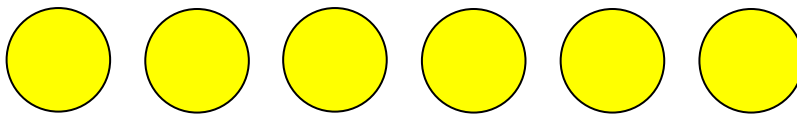
Subtraction using pictures

Grade 1 Subtraction Worksheet

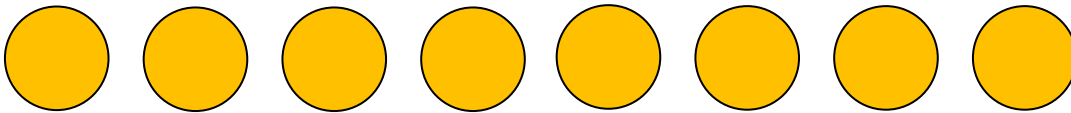
Cross out the shapes according to the number sentences. Then, find the answers.



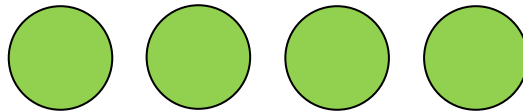
$$7 - 2 = \underline{\quad}$$



$$6 - 3 = \underline{\quad}$$



$$8 - 6 = \underline{\quad}$$



$$4 - 1 = \underline{\quad}$$




$$9 - 4 = \underline{\quad}$$


The alphabet

Lesson 42 • Worksheet 1

1 Complete the alphabet snakes.





2 Draw lines to match.




Day 9

Directions: Write about a time that someone did something kind for you. What did they do and how did it make you feel? Draw and describe using the lines below.



Current Events Log
Day 9

On the lines below, draw and write about something interesting you learned about by reading the newspaper, watching local news, or watching an educational TV show (PBS, Disney Channel, Discovery Channel, Newselakids, Informational YouTube Videos etc.) Describe who, what, where, when, why, and how of what you learned. What facts or information are most interesting to you and why?



Counting patterns

Grade 1 Number Patterns Worksheet

Fill in the missing numbers.

1.

1			4	5			8
---	--	--	---	---	--	--	---
2.

34			37	38		40	
----	--	--	----	----	--	----	--
3.

	4	6		10		14	
--	---	---	--	----	--	----	--
4.

5	10			25		35	
---	----	--	--	----	--	----	--
5.

18			24	26		30	
----	--	--	----	----	--	----	--
6.

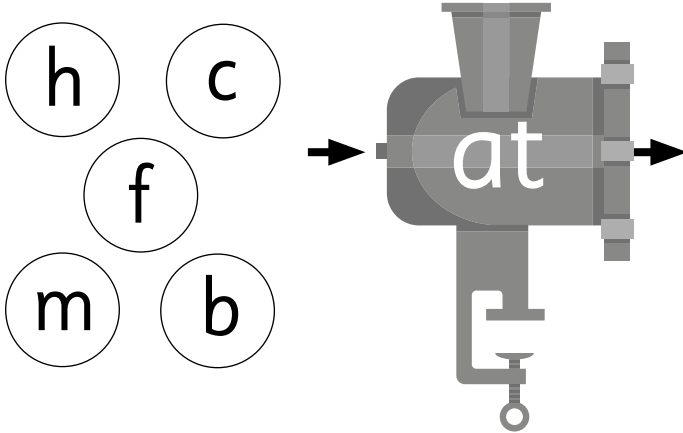
56		58				62	63
----	--	----	--	--	--	----	----
7.

60			75		85	90	
----	--	--	----	--	----	----	--
8.


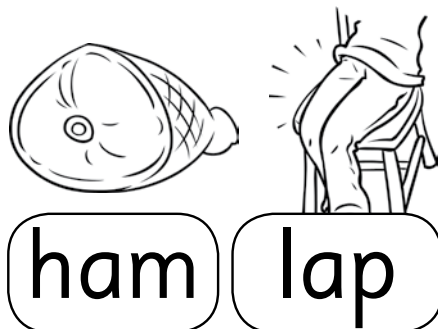
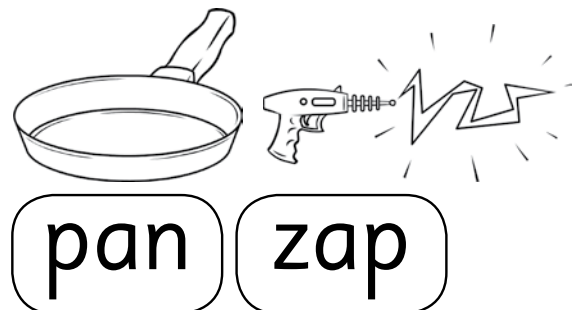
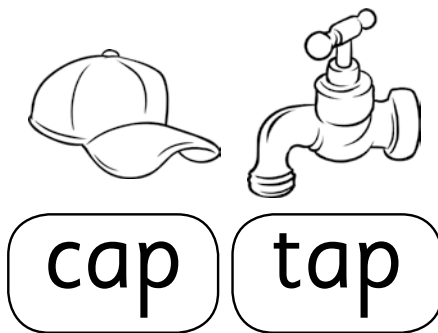
	40	42		46		50	
--	----	----	--	----	--	----	--

Word families

- 1** Join each letter to the **at** machine.
Write each word you make.



- 2** Color the pairs that rhyme.





- 3** Color the **ap** words.



Day 10

Directions: Think of the best party you've ever attended and explain what made it the best. Draw and describe on the lines below.



Current Events Log
Day 10

On the lines below, draw and write about something interesting you learned about by reading the newspaper, watching local news, or watching an educational TV show (PBS, Disney Channel, Discovery Channel, Newselakids, Informational YouTube Videos etc.) Describe who, what, where, when, why, and how of what you learned. What facts or information are most interesting to you and why?

