

LEARN

A NETWORK *of* COLLEGE PREP ELEMENTARY SCHOOLS

Grade K

Home Learning Packet

The contents of this packet contain 10 days of activities in paper copy. Students should be complete this packet, along with the lessons through their math/reading *online* programs daily. If students complete the packet before our next round, they should continue using their online math and reading programs for 45 minutes per day per program unless otherwise specified by your campus.

Chicago Public Library Access

**Chicago residents only*

Don't Have a Chicago Public Library Card <i>* Children under 14 must have a guardian apply with them</i>	Already have a Chicago Public Library card
1.) Apply for an eCard at https://tinyurl.com/LEARNCPCLcard 2.) Access eBooks, audible books, and other online resources 3.) Check out other resources at https://chipublib.overdrive.com/	1.) Go to: https://www.chipublib.org/ 2.) Select: "Browse" 3.) Choose "eBooks" under "By Format" 4.) Check out other resources at https://chipublib.overdrive.com/

North Chicago Public Library Access

**Public Library Access for all Users*

<http://www.ncplibrary.org/>

Select: Kid's Corner

Select: TumbleBook Library

(Student Name)

LEARN Charter Schools Reading Log

Name: _____ Week Of: _____

Directions: Record the amount of time you read each day.

At home reading goal:

I will read at least 45 minutes at home five times a week.

[illegible]

Day	Date	Title	Genre	Page Started	Page Finished	Total Time

Weekly At-Home Reading Tally

Day	Number of Minutes
Monday	
Tuesday	
Wednesday	
Thursday	
Friday	
Saturday	
Sunday	
Total Minutes This Week	

Teacher Initials for Meeting Weekly Goal: _____

Your Weekly Goal is **225** minutes. Did you meet your goal? _____

Did you exceed your goal? _____

If yes, by how many minutes? _____

What is your favorite book you read this week? Why was it your favorite?

LEARN Charter Schools Reading Log

Name: _____ Week Of: _____

Directions: Record the amount of time you read each day.

At home reading goal:

I will read at least 45 minutes at home five times a week.

[illegible]

Day	Date	Title	Genre	Page Started	Page Finished	Total Time

Weekly At-Home Reading Tally

Day	Number of Minutes
Monday	
Tuesday	
Wednesday	
Thursday	
Friday	
Saturday	
Sunday	
Total Minutes This Week	

Teacher Initials for Meeting Weekly Goal: _____


Your Weekly Goal is **225** minutes. Did you meet your goal? _____

Did you exceed your goal? _____

If yes, by how many minutes? _____


What is your favorite book you read this week? Why was it your favorite?

Count the number of bottles. Write the number in the box.

1  =


2  =

3  =

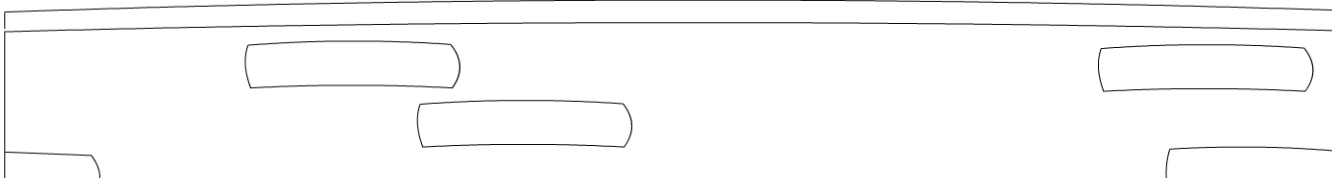
4  =

5  =

6  =



Draw 10 bottles on the wall.





Name: _____

Capital & Lowercase Words

Look at the first letter. Circle the letter below it that matches it.

1. K

- A. T
- B. G
- C. k
- D. l

2. i

- A. f
- B. l
- C. L
- D. o

3. x

- A. X
- B. z
- C. b
- D. n

4. V

- A. J
- B. c
- C. Y
- D. v

5. W

- A. M
- B. w
- C. N
- D. z

6. Q

- A. g
- B. x
- C. q
- D. o

7. g

- A. S
- B. H
- C. O
- D. G

8. S

- A. Z
- B. s
- C. v
- D. z

9. z



- A. O
- B. Z
- C. S
- D. n

10. r

- A. F
- B. W
- C. L
- D. R



Day 1

Directions: What is your favorite time of day and why? Draw and describe using the lines below.



Current Events Log
Day 1

On the lines below, draw and write about something interesting you learned about by reading the newspaper, watching local news, or watching an educational TV show (PBS, Disney Channel, Discovery Channel, Newselakids, Informational YouTube Videos etc.) Describe who, what, where, when, why, and how of what you learned. What facts or information are most interesting to you and why?





Count the frogs and put an X over one frog.



Color the remaining frogs.




Write the answer on the blank line.

1



$$5 - 1 = \underline{\hspace{2cm}}$$

2




$$4 - 1 = \underline{\hspace{2cm}}$$

3



$$3 - 1 = \underline{\hspace{2cm}}$$

4




$$2 - 1 = \underline{\hspace{2cm}}$$

5

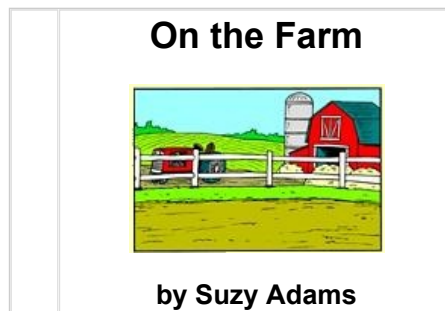


$$1 - 1 = \underline{\hspace{2cm}}$$




Study Island Kindergarten Reading - Parts of a Book

Question 1 .




Look at the cover of the book above. Then, click on the character that fits in the book.



Question 2 .

In which picture below does the arrow point to a book's pages?





Question 3 .

Click on the picture that tells what happened at the beginning of the story.

Today, was wet.



Then, it got cold.

The stars came out at night.




Day 2

Directions: If I could see anything in the world it would be _____ and why? Draw and describe using the lines below.




Current Events Log
Day 2

On the lines below, draw and write about something interesting you learned about by reading the newspaper, watching local news, or watching an educational TV show (PBS, Disney Channel, Discovery Channel, Newselakids, Informational YouTube Videos etc.) Describe who, what, where, when, why, and how of what you learned. What facts or information are most interesting to you and why?

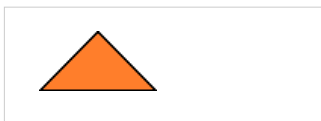


Study Island Kindergarten Geometry - Shapes

Question 1 .

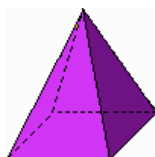


Click on the part of the drawing that looks like a rectangle.



Question 2 .

How many corners does the pyramid below have?




3

5

4

Question 3 .



Which shape is behind the triangle?

square

circle

rectangle

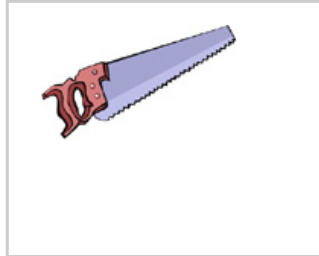
Question 4 .

Click on the picture of the item that is named **last** in the story below.

Dad got a saw.

Mom got a bell.

I got a book.



Question 5 .

Look at the story below. Click on the sentence that you should read **first** in the story.

I saw a bee.

It was on the lawn.

It sat on my foot.

It was on the lawn.

It sat on my foot.

I saw a bee.

Question 6 .



Read the sentence below. Then, click on the animal that is named **first** in the sentence.

Jill has a frog and a fish.





Day 3

Directions: What is your favorite room in your home and why?
Draw and describe using the lines below.

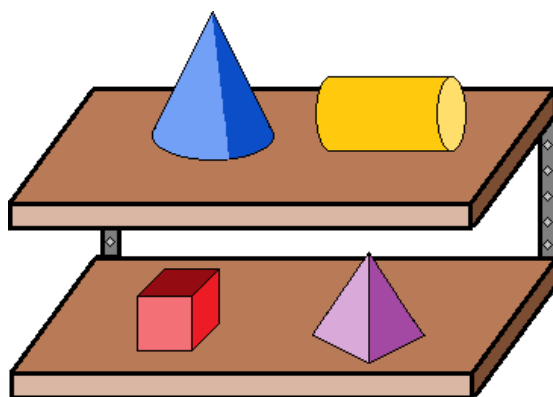


Current Events Log
Day 3

On the lines below, draw and write about something interesting you learned about by reading the newspaper, watching local news, or watching an educational TV show (PBS, Disney Channel, Discovery Channel, Newselakids, Informational YouTube Videos etc.) Describe who, what, where, when, why, and how of what you learned. What facts or information are most interesting to you and why?



Question 4 .



Which shape is beside the cylinder?

cube

cone

pyramid

Question 5 .



Which shape is below the rectangle?

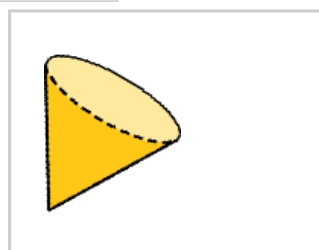
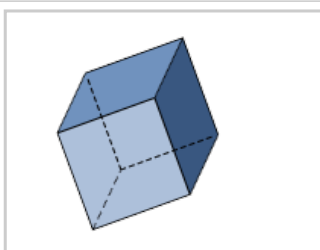
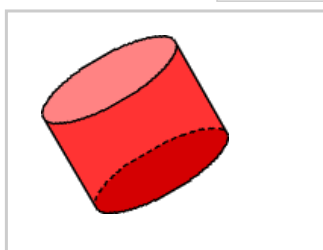
circle

triangle

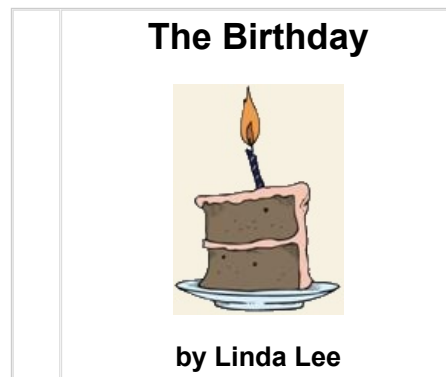
square

Question 6 .

Which shape below is a cube?



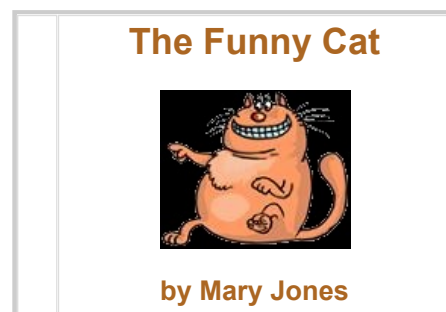
Question 7 .



Look at the cover of the book above. Then, click on the box that shows the author of the book.

The Birthday		Linda Lee
--------------	---	-----------

Question 8 .



Which part of the book is placed at the top of this book cover?

the author	the title
------------	-----------

Question 9 .





Click on the letter below that you read **last** when you read the word **GAME**.

G	E	A
---	---	---



Day 4

Directions: What is something you like to make and why? Draw and describe using the lines below.




Current Events Log
Day 4

On the lines below, draw and write about something interesting you learned about by reading the newspaper, watching local news, or watching an educational TV show (PBS, Disney Channel, Discovery Channel, Newselakids, Informational YouTube Videos etc.) Describe who, what, where, when, why, and how of what you learned. What facts or information are most interesting to you and why?



Question 7 .

How many sides does a square have?






3

2

4

Question 8 .

Which shape below is a square?



Question 9 .



Click on the part of the picture that looks like a cube.




a-z

Name _____


The alphabet

Lesson 42 • Worksheet 1

1 Complete the alphabet snakes.





2 Draw lines to match.





Day 5

Directions: If animals could talk, what are some questions you would ask them? Write and draw using the lines below.



Current Events Log
Day 5


On the lines below, draw and write about something interesting you learned about by reading the newspaper, watching local news, or watching an educational TV show (PBS, Disney Channel, Discovery Channel, Newselakids, Informational YouTube Videos etc.) Describe who, what, where, when, why, and how of what you learned. What facts or information are most interesting to you and why?



Name: _____

Class: _____

Addition



1. $6 + 1 =$




2. $7 + 1 =$




3. $8 + 1 =$



4. $4 + 1 =$



5. $5 + 1 =$

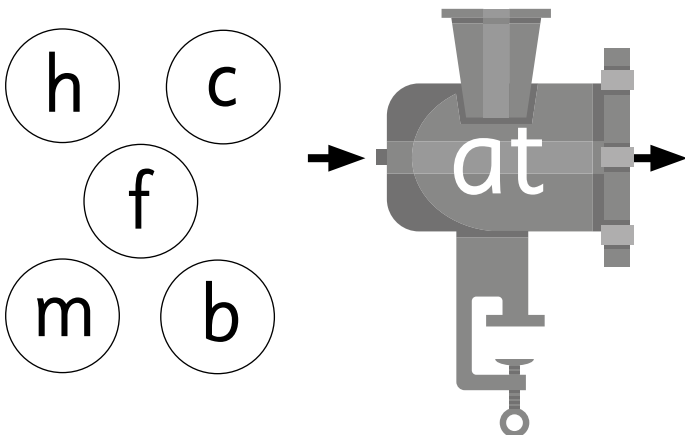


6. $9 + 1 =$


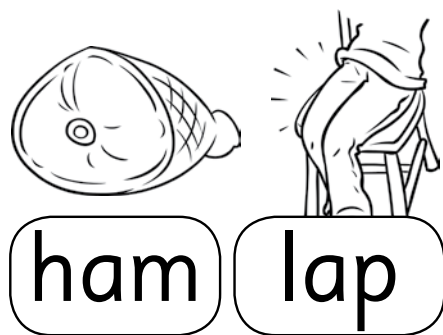
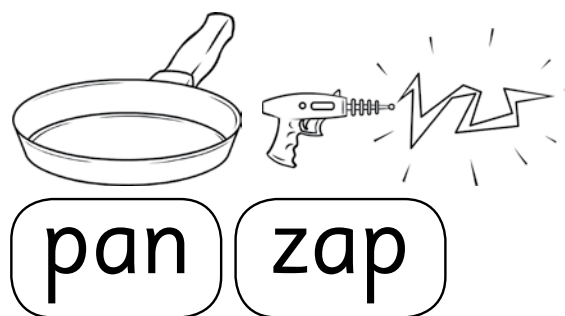
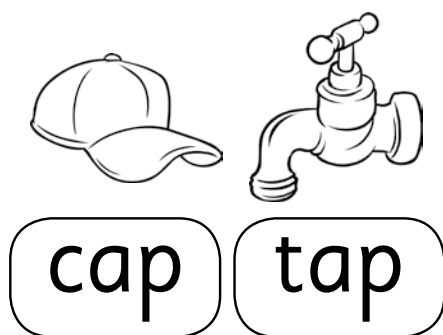
Name _____

Word families**a-z****Lesson 42 • Worksheet 2**

- 1** Join each letter to the **at** machine.
Write each word you make.



- 2** Color the pairs that rhyme.





- 3** Color the **ap** words.




Day 6

Directions: If you could be invisible, what are some things you would do and why? Write and draw using the lines below.



Current Events Log
Day 6

On the lines below, draw and write about something interesting you learned about by reading the newspaper, watching local news, or watching an educational TV show (PBS, Disney Channel, Discovery Channel, Newselakids, Informational YouTube Videos etc.) Describe who, what, where, when, why, and how of what you learned. What facts or information are most interesting to you and why?







NAME _____

DATE _____

Frog Addition






1 Color the frogs. Trace the numbers or symbols. Write an addition sentence to match the picture.

Color 2 frogs green. Color 3 frogs brown.








$$2 + 3 = \underline{\hspace{2cm}}$$

Color 4 frogs red. Color 1 frog blue.



$$\underline{\hspace{2cm}} + \underline{\hspace{2cm}} = \underline{\hspace{2cm}}$$

Color 3 frogs yellow. Color 2 frogs black.



$$\underline{\hspace{2cm}} + \underline{\hspace{2cm}} = \underline{\hspace{2cm}}$$

2 Add.

$$\begin{array}{r} 1 \\ + 2 \\ \hline \end{array}$$

$$\begin{array}{r} 3 \\ + 1 \\ \hline \end{array}$$

$$\begin{array}{r} 4 \\ + 1 \\ \hline \end{array}$$

$$\begin{array}{r} 2 \\ + 2 \\ \hline \end{array}$$

$$\begin{array}{r} 3 \\ + 2 \\ \hline \end{array}$$

$$\begin{array}{r} 4 \\ + 2 \\ \hline \end{array}$$


a-z

Name _____


Read and write

Lesson 42 • Worksheet 3

1 Complete each sentence. Draw a picture.



Sam has a



I can see a

2 Color the correct word. Cross out the wrong word.

The man had a

ran

nap

She

sat



map

in the van.





Day 7

Directions: If you could be a dessert, what would you be and why? Write and draw using the lines below.



Current Events Log
Day 7


On the lines below, draw and write about something interesting you learned about by reading the newspaper, watching local news, or watching an educational TV show (PBS, Disney Channel, Discovery Channel, Newselakids, Informational YouTube Videos etc.) Describe who, what, where, when, why, and how of what you learned. What facts or information are most interesting to you and why?



NAME _____

DATE _____

Frog Line-Up



1 The frogs are lined up for the big race! Color the frogs so it's easy to tell them apart.

- Color the 1st frog green.
- Color the 4th frog brown.
- Color the 2nd frog yellow.
- Color the 5th frog red.
- Color the 3rd frog blue.
- Color the 6th frog black.

2 Here is the race track. Fill in the missing numbers.

1		3		5		7		9	
---	--	---	--	---	--	---	--	---	--

3 Color in the boxes on the track.

- Color the 1st box red.
- Color the 6th box blue.
- Color the 2nd box green.
- Color the 7th box red.
- Color the 3rd box blue.
- Color the 8th box green.
- Color the 4th box red.
- Color the 9th box blue.
- Color the 5th box green.

4 What color should the 10th box be? _____ Color it in!

5 Add.

$$\begin{array}{r} 0 \\ + 0 \\ \hline \end{array}$$

$$\begin{array}{r} 0 \\ + 1 \\ \hline \end{array}$$

$$\begin{array}{r} 1 \\ + 1 \\ \hline \end{array}$$

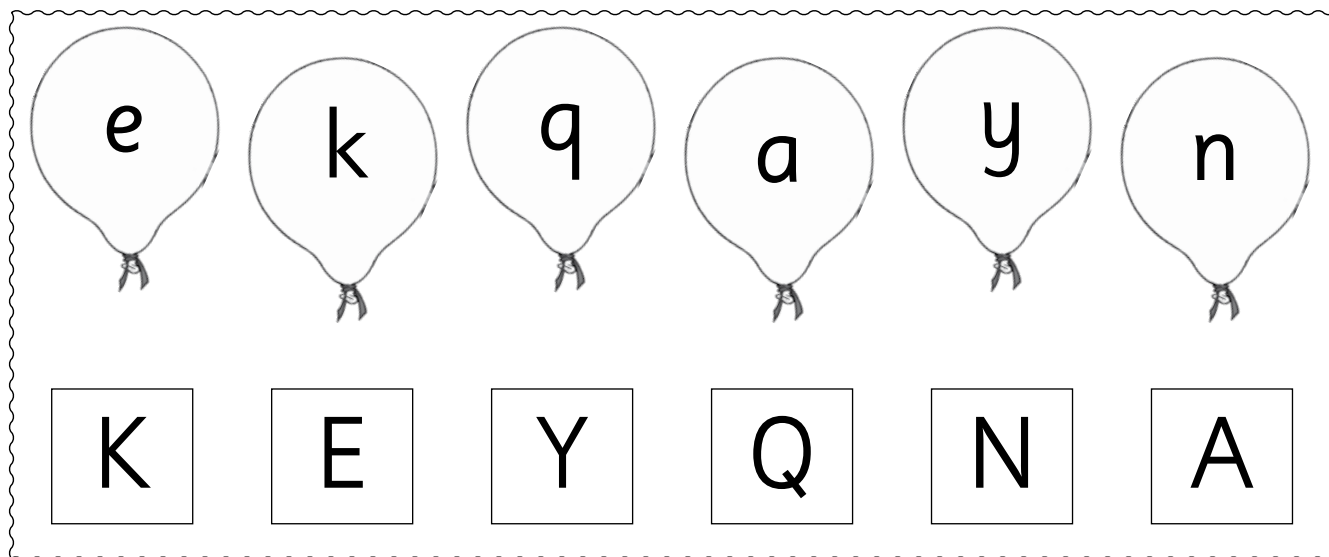
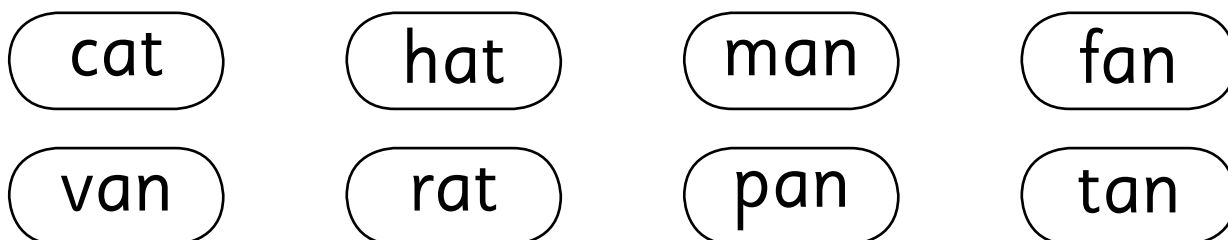
$$\begin{array}{r} 2 \\ + 1 \\ \hline \end{array}$$

$$\begin{array}{r} 2 \\ + 2 \\ \hline \end{array}$$

$$\begin{array}{r} 2 \\ + 3 \\ \hline \end{array}$$

$$\begin{array}{r} 3 \\ + 3 \\ \hline \end{array}$$

Name _____

Check**a-z****Lesson 42 • Worksheet 4****1** Draw lines to match.**2** Color **at** words = red **an** words = blue.**3** Complete the sentences.

hat fat can



I _____ see Sam.

She has a _____.

The rat is _____.


Day 8

Directions: If you could travel to space, what would you want to see and why? Draw and describe using the lines below.



Current Events Log
Day 8

On the lines below, draw and write about something interesting you learned about by reading the newspaper, watching local news, or watching an educational TV show (PBS, Disney Channel, Discovery Channel, Newselakids, Informational YouTube Videos etc.) Describe who, what, where, when, why, and how of what you learned. What facts or information are most interesting to you and why?







NAME _____

DATE _____

Frog Subtraction






1 Color the frogs. Trace the numbers or symbols. Write a subtraction sentence to match the picture.

Color 4 frogs green. Cross out 2 of them.









4 - 2 =

Color 5 frogs red. Cross out 1 of them.



5 - 1 =

Color 6 frogs brown. Cross out 3 of them.



_____ - 3 = _____

2 Subtract.

$$\begin{array}{r} 2 \\ - 1 \\ \hline \end{array}$$

$$\begin{array}{r} 3 \\ - 2 \\ \hline \end{array}$$

$$\begin{array}{r} 4 \\ - 2 \\ \hline \end{array}$$

$$\begin{array}{r} 5 \\ - 3 \\ \hline \end{array}$$

$$\begin{array}{r} 5 \\ - 4 \\ \hline \end{array}$$

$$\begin{array}{r} 6 \\ - 1 \\ \hline \end{array}$$

$$\begin{array}{r} 6 \\ - 2 \\ \hline \end{array}$$


Dd

Lesson 23 • Worksheet 1


Name _____

Phonemic awareness

1 Color the pictures that begin with **d**.



2 Match each letter to a picture.



3 Circle every **D**.

D	D	A	D	D
C	D	B	O	J

How many? ____



Circle every **d**.

d	c	d	d	c
d	a	e	b	d

How many? ____



Day 9

Directions: Write about a time that someone did something kind for you. What did they do and how did it make you feel? Draw and describe using the lines below.



Current Events Log
Day 9

On the lines below, draw and write about something interesting you learned about by reading the newspaper, watching local news, or watching an educational TV show (PBS, Disney Channel, Discovery Channel, Newselakids, Informational YouTube Videos etc.) Describe who, what, where, when, why, and how of what you learned. What facts or information are most interesting to you and why?

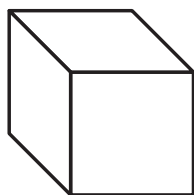


NAME _____

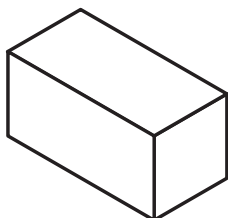

DATE _____

Match the Shapes

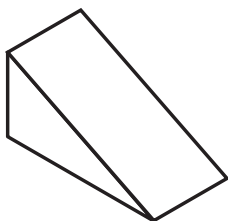

Draw lines to match the shapes.



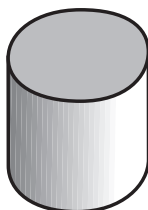
cube



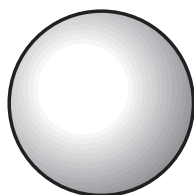
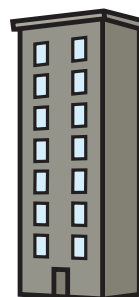
rectangular prism



triangular prism



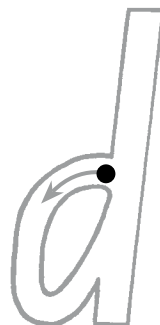
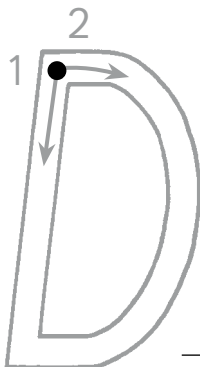
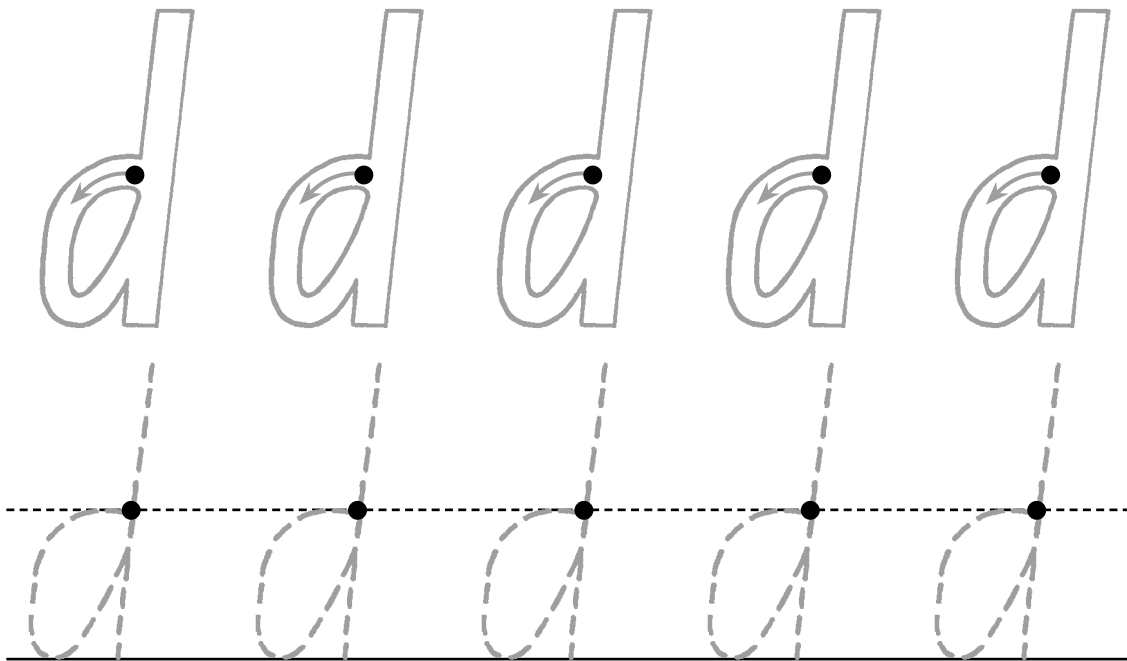
cylinder



sphere





Name _____

Handwriting**Dd****Lesson 23 • Worksheet 2****1** Trace the dinosaurs.**2** Trace and write.

Circle
your best
letter.

Day 10

Directions: Think of the best party you've ever attended and explain what made it the best. Draw and describe on the lines below.



Current Events Log
Day 10

On the lines below, draw and write about something interesting you learned about by reading the newspaper, watching local news, or watching an educational TV show (PBS, Disney Channel, Discovery Channel, Newselakids, Informational YouTube Videos etc.) Describe who, what, where, when, why, and how of what you learned. What facts or information are most interesting to you and why?

