

# Packet #3

# LEARN

A NETWORK *of* COLLEGE PREP ELEMENTARY SCHOOLS

## Grade 1

This student work packet is for Weeks 5 and 6 of home learning based on your District's School Schedule. Students should be completing this packet, along with completing lessons on their math/reading online programs daily. We will continue to work on providing online learning options for as long as school is not in session. Please continue to reach out to your child's teacher if you have any questions regarding this packet or any online programs.

### Chicago Public Library Access

*\*Chicago residents only*

Don't Have a Chicago Public Library Card <i>* Children under 14 must have a guardian apply with them</i>	Already have a Chicago Public Library card
1.) Apply for an eCard at <a href="https://tinyurl.com/LEARNCPCLcard">https://tinyurl.com/LEARNCPCLcard</a> 2.) Access eBooks, audible books, and other online resources 3.) Check out other resources at <a href="https://chipublib.overdrive.com/">https://chipublib.overdrive.com/</a>	1.) Go to: <a href="https://www.chipublib.org/">https://www.chipublib.org/</a> 2.) Select: "Browse" 3.) Choose "eBooks" under "By Format" 4.) Check out other resources at <a href="https://chipublib.overdrive.com/">https://chipublib.overdrive.com/</a>

### North Chicago Public Library Access

<http://www.ncplibrary.org/>

Select: Kid's Corner

Select: TumbleBook Library

### Waukegan Public Library Access

<https://www.waukeganpl.org/temporary-library-card/>

1.) Complete the temporary library card form

2.) Access online resources at:

<https://www.waukeganpl.org/eresources/>

---

(Student Name)

# LEARN Charter Schools Reading Log

Name: \_\_\_\_\_ Week Of: \_\_\_\_\_

**Directions:** Record the amount of time you read each day.

At home reading goal:

- I will read at least 45 minutes at home five times a week.

[illegible]

Day	Date	Title	Genre	Page Started	Page Finished	Total Time

## Weekly At-Home Reading Tally

Day	Number of Minutes
Monday	
Tuesday	
Wednesday	
Thursday	
Friday	
Saturday	
Sunday	
<b>Total Minutes This Week</b>	

Teacher Initials for Meeting Weekly Goal: \_\_\_\_\_

☐ Your Weekly Goal is **225** minutes. Did you meet your goal? \_\_\_\_\_

☐ Did you exceed your goal? \_\_\_\_\_  
If yes, by how many minutes? \_\_\_\_\_

☐ What is your favorite book you read this week? Why was it your favorite?

---



---



---



---



---



---



---

# LEARN Charter Schools Reading Log

Name: \_\_\_\_\_ Week Of: \_\_\_\_\_

**Directions:** Record the amount of time you read each day.

At home reading goal:

- I will read at least 45 minutes at home five times a week.

[illegible]

Day	Date	Title	Genre	Page Started	Page Finished	Total Time

## Weekly At-Home Reading Tally

Day	Number of Minutes
Monday	
Tuesday	
Wednesday	
Thursday	
Friday	
Saturday	
Sunday	
<b>Total Minutes This Week</b>	

Teacher Initials for Meeting Weekly Goal: \_\_\_\_\_

☐ Your Weekly Goal is **225** minutes. Did you meet your goal? \_\_\_\_\_

☐ Did you exceed your goal? \_\_\_\_\_  
If yes, by how many minutes? \_\_\_\_\_

☐ What is your favorite book you read this week? Why was it your favorite?

---



---



---



---



---



---



---

Name \_\_\_\_\_

### Count on to add.

#### Example



5



6 , 7

5

+

2

=

7

**1**



7



\_\_\_\_\_

7

+

1

=

\_\_\_\_\_

**2**



8



\_\_\_\_\_ , \_\_\_\_\_

8

+


2

=

\_\_\_\_\_

Name \_\_\_\_\_

Day 1



1. Read the text 3 times and color a star each time you read it.

## At the Park

Ben is at the park. His dog, Sam, is at the park, too. Ben rides his bike and plays with Sam. Then he goes to the pond to see the ducks. He thinks they are so cute and funny!



2. Answer each question in a complete sentence and color the evidence in the text.

A. Where is Ben? 

---

---

B. Who is with Ben? 

---

---



C. Why does Ben want to see the ducks? 

---

---

## Day 1

**Directions:** What is one thing you want to do this summer and why?  
Draw and describe using the lines below.





## Current Events Log

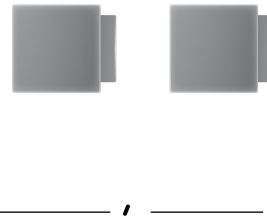
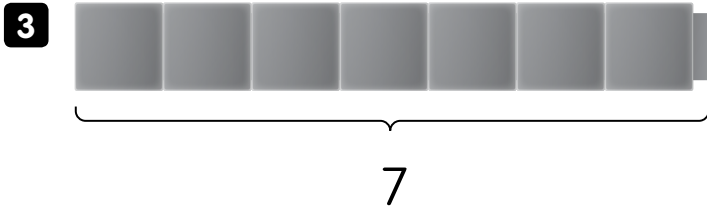
### Day 1

On the lines below, draw and write about something interesting you learned about by reading the newspaper, watching local news, or watching an educational TV show (PBS, Disney Channel, Discovery Channel, Newsela Kids, Informational YouTube Program, etc.) Describe who, what, where, when, why, and how of what you learned. What facts or information are most interesting to you and why?

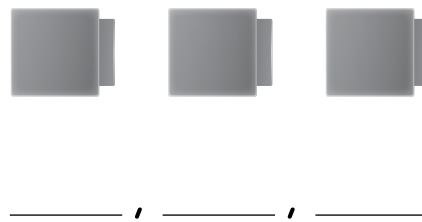
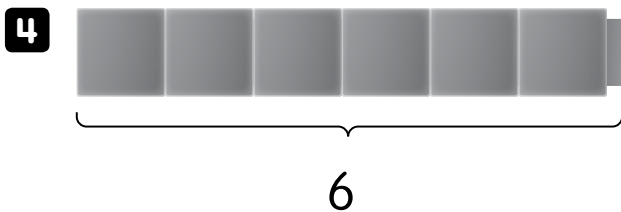
This image shows a blank sheet of white paper with horizontal ruling lines. The lines are evenly spaced and run across the width of the page. There are no margins, text, or other markings on the paper.

## Counting On to Add *continued*

Name \_\_\_\_\_



$$7 + 2 = \underline{\quad}$$




$$6 + 3 = \underline{\quad}$$

## Discuss It

Did you always start at 1 when you counted? Explain.

Name \_\_\_\_\_

Day 2



1. Read the text 3 times and color a star each time you read it.

# At the Circus

Bill went to the circus today. He wanted to see the clowns. They can do funny tricks. Bill's favorite clown was the one who juggled balls and did flips. Bill likes to do flips, too. He had a good time at the circus!



2. Answer each question in a complete sentence and color the evidence in the text.

A. Who went to the circus?



---

---

B. Why did Bill go to the circus?



---

---

C. Who was Bill's favorite clown?




---

---

## Day 2

**Directions:** What is your favorite thing to play outside and why?  
Draw and describe using the lines below.



## Current Events Log

### Day 2

On the lines below, draw and write about something interesting you learned about by reading the newspaper, watching local news, or watching an educational TV show (PBS, Disney Channel, Discovery Channel, Newsela Kids, Informational YouTube Program, etc.) Describe who, what, where, when, why, and how of what you learned. What facts or information are most interesting to you and why?

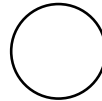
This image shows a blank sheet of white paper with horizontal ruling lines. The lines are evenly spaced and run across the width of the page. There are no margins, text, or other markings on the paper.

**Use what you know about doubles to solve.****Example**

1 black sticker. 1 white sticker.

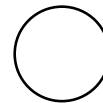
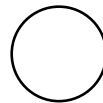

How many stickers in all?

$$1 + 1 = \underline{2}$$

 $\underline{2}$  stickers**1** 1 black sticker. 2 white stickers.

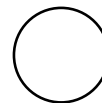
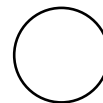
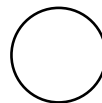
How many stickers in all?

$$1 + 2 = \underline{\quad}$$

 $\underline{\quad}$  stickers**2** 3 white stickers. 3 black stickers.

How many stickers in all?


$$3 + 3 = \underline{\quad}$$

 $\underline{\quad}$  stickers

Name \_\_\_\_\_


Day 3

1. Read the text 3 times and color a star each time you read it.



## Pam's Dream

Pam had a bad dream last night. In her dream she saw an ugly monster. The monster had blue hair and black teeth. His left arm was very short and his right arm was very long. He started to run after Pam. Right then Pam woke up.



2. Answer each question in a complete sentence and color the evidence in the text.

A. When did Pam have a bad dream?



B. What did Pam see in her dream?




C. What did the monster look like?



### Day 3

**Directions:** Make a list of groceries that you would like to buy from the grocery store. Draw and describe using the lines below.





## Current Events Log

### Day 3

On the lines below, draw and write about something interesting you learned about by reading the newspaper, watching local news, or watching an educational TV show (PBS, Disney Channel, Discovery Channel, Newsela Kids, Informational YouTube Program, etc.) Describe who, what, where, when, why, and how of what you learned. What facts or information are most interesting to you and why?

This image shows a single sheet of white paper with horizontal ruling lines. The lines are evenly spaced and run across the width of the page. There are no margins, text, or other markings on the paper.

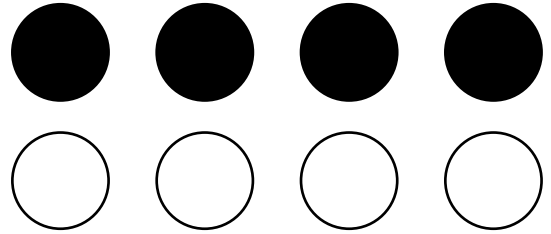
**Using Doubles and  
Near Doubles** *continued*

Name \_\_\_\_\_

- 3**
- 4 black stickers. 4 white stickers.

How many stickers in all?

$4 + 4 = \underline{\hspace{2cm}}$


 $\underline{\hspace{2cm}}$  stickers

- 4**
- 4 black squares.

5 white squares.

How many squares in all?


$4 + 5 = \underline{\hspace{2cm}}$

 $\underline{\hspace{2cm}}$  squares**Discuss It**How is  $3 + 3$  like  $3 + 4$ ? How is it different?

Name \_\_\_\_\_


Day 4

1. Read the text 3 times and color a star each time you read it.



# School Rules

We have to follow rules when we are in school. We have to listen to the teacher. We have to walk in line. We have to be kind and share. We can not run in the halls. We can not hit the other kids. It is good to have rules.



2. Answer each question in a complete sentence and color the evidence in the text.

A. When do we have to follow rules? 

---

---

B. Who do we have to listen to at school? 

---

---


C. Name one thing that we can not do in school. 

---

---

## Day 4

**Directions:** What is something you did today? Draw and describe using the lines below.



## Current Events Log

### Day 4

On the lines below, draw and write about something interesting you learned about by reading the newspaper, watching local news, or watching an educational TV show (PBS, Disney Channel, Discovery Channel, Newsela Kids, Informational YouTube Program, etc.) Describe who, what, where, when, why, and how of what you learned. What facts or information are most interesting to you and why?

This image shows a single sheet of white paper with horizontal ruling lines. The lines are evenly spaced and run across the width of the page. There are no margins, text, or other markings on the paper.

## Adding in Any Order with Near Doubles

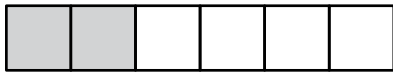
Name \_\_\_\_\_

**Use the blocks. Complete the addition equations.**

### Example



$$4 + \underline{2} = 6$$



$$2 + \underline{4} = 6$$




$$5 + \underline{\quad} = 6$$



$$1 + \underline{\quad} = 6$$



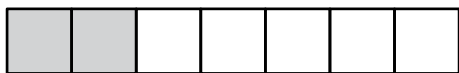
$$6 + \underline{\quad} = 6$$




$$0 + \underline{\quad} = 6$$



$$5 + \underline{\quad} = 7$$



$$2 + \underline{\quad} = 7$$



$$3 + \underline{\quad} = 7$$




$$4 + \underline{\quad} = 7$$

Name \_\_\_\_\_


Day 5

1. Read the text 3 times and color a star each time you read it.



## My Teddy Bear

I lost my teddy bear. First, I looked for it on the bed. It was not there. Next, I looked for it in the basket. It was not in there. Then, I looked for it on the table. It was not there. My teddy bear was by the tub.



2. Answer each question in a complete sentence and color the evidence in the text.

A. What did the kid lose? 

---

---

B. Where did the kid look for his teddy bear first? 

---

---


C. Where was the teddy bear? 

---

---

## Day 5

**Directions:** Would you rather live on a farm or a city and why?  
Draw and describe using the lines below.





## Current Events Log

### Day 5

On the lines below, draw and write about something interesting you learned about by reading the newspaper, watching local news, or watching an educational TV show (PBS, Disney Channel, Discovery Channel, Newsela Kids, Informational YouTube Program, etc.) Describe who, what, where, when, why, and how of what you learned. What facts or information are most interesting to you and why?

[illegible]

## Adding in Any Order with Near Doubles *continued*

Name \_\_\_\_\_

**5** 


$$1 + \underline{\quad\quad} = 8$$



$$7 + \underline{\quad\quad} = 8$$

**6** 

$$6 + \underline{\quad\quad} = 8$$



$$2 + \underline{\quad\quad} = 8$$

**7** 

$$5 + \underline{\quad\quad} = 9$$



$$4 + \underline{\quad\quad} = 9$$

**8** 

$$3 + \underline{\quad\quad} = 9$$




$$6 + \underline{\quad\quad} = 9$$

Name \_\_\_\_\_


Day 6

1. Read the text 3 times and color a star each time you read it.



## In Spring

In spring little Will and his mom like to go to the park near their house. They walk around and look for squirrels. Little Will likes to feed them corn and nuts. Then, Will and his mom sit on a bench and listen to the birds sing. Will loves spring!




2. Color the sentences within the text that contain the answer to the following questions.

A. Where do Will and Mom go in spring? 

B. Why does Will look for squirrels? 


C. What do Will and Mom listen to at the park? 

3. Draw a picture that matches the text.



## Day 6

**Directions:** Write a story about a puppy with a very special superpower. Draw and illustrate your story using the lines below.



## Current Events Log

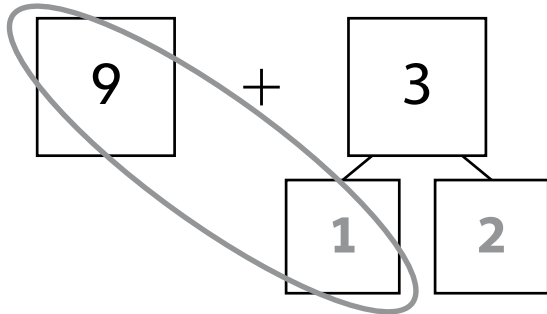
### Day 6

On the lines below, draw and write about something interesting you learned about by reading the newspaper, watching local news, or watching an educational TV show (PBS, Disney Channel, Discovery Channel, Newsela Kids, Informational YouTube Program, etc.) Describe who, what, where, when, why, and how of what you learned. What facts or information are most interesting to you and why?

[illegible]

**Fill in the number bonds to make a ten.**

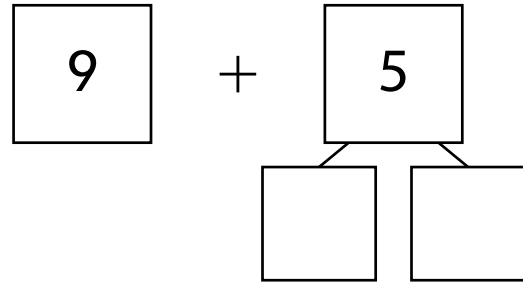
**1** Find  $9 + 3$ .



$$10 + 2 = \underline{\quad}$$

$$9 + 3 = \underline{\quad}$$

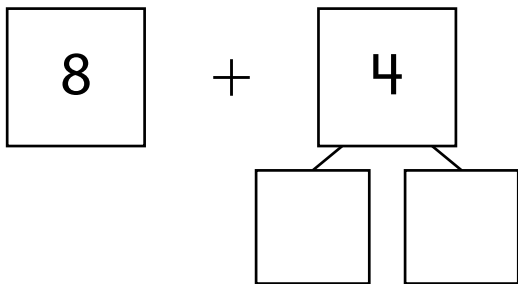
**2** Find  $9 + 5$ .



$$10 + 4 = \underline{\quad}$$

$$9 + 5 = \underline{\quad}$$

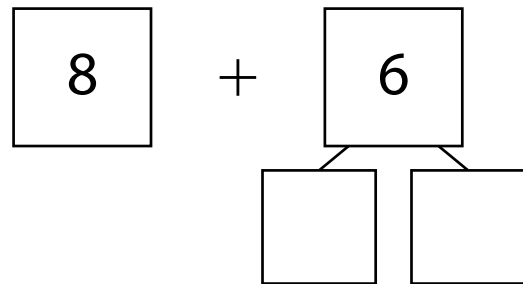
**3** Find  $8 + 4$ .



$$10 + 2 = \underline{\quad}$$

$$8 + 4 = \underline{\quad}$$

**4** Find  $8 + 6$ .




$$10 + 4 = \underline{\quad}$$

$$8 + 6 = \underline{\quad}$$

Name \_\_\_\_\_


Day 7



1. Read the text 3 times and color a star each time you read it.

## Best Friends

My dog and I are best friends. We like to play in the yard. We like to play with the red ball. My dog runs to catch it when I throw it. I love my dog and my dog loves me!




2. Color the sentences within the text that contain the answer to the following questions.

A. Who is the kid's best friend? 

B. Where do the kid and the dog like to play? 



C. What color is the ball they play with? 

3. Draw a picture that matches the text.



## Day 7

**Directions:** Imagine you found a magic wand. Draw and describe what you would do with it using the lines below.





## Current Events Log

### Day 7

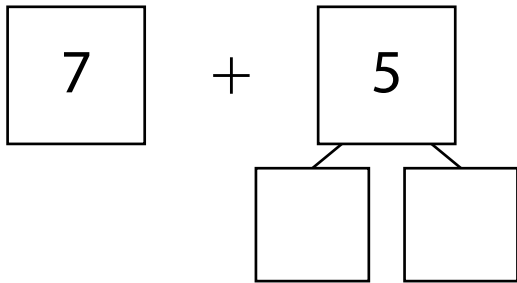
On the lines below, draw and write about something interesting you learned about by reading the newspaper, watching local news, or watching an educational TV show (PBS, Disney Channel, Discovery Channel, Newsela Kids, Informational YouTube Program, etc.) Describe who, what, where, when, why, and how of what you learned. What facts or information are most interesting to you and why?

This image shows a single sheet of white paper with horizontal ruling lines. The lines are evenly spaced and run across the width of the page. There are no margins, text, or other markings on the paper.

## Making a Ten to Add *continued*

Name \_\_\_\_\_

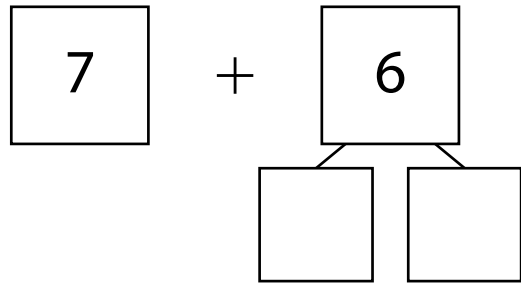
**5** Find  $7 + 5$ .



$$10 + 2 = \underline{\quad}$$

$$7 + 5 = \underline{\quad}$$

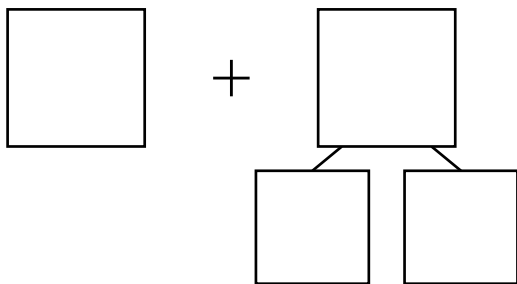
**6** Find  $7 + 6$ .



$$10 + 3 = \underline{\quad}$$

$$7 + 6 = \underline{\quad}$$

**7** Find  $7 + 4$ .



$$10 + 1 = \underline{\quad}$$


$$7 + 4 = \underline{\quad}$$

## Discuss It

How does making a ten help you add two numbers?

Name \_\_\_\_\_

Day 8



1. Read the text 3 times and color a star each time you read it.

## Hide and Seek

Ben and his friends play hide and seek. Ben has to find his friends. He looks in the closet and under the bed. They are not there. He gives up. He can not find them. Can you find them?




2. Color the sentences within the text that contain the answer to the following questions.

A. What do Ben and his friends play? 

B. Where does Ben look for his friends? 


C. Why does Ben give up looking for his friends? 

3. Draw a picture that matches the text.



## Day 8

**Directions:** What is something you want to learn more about and why? Draw and describe using the lines below



## Current Events Log

### Day 8

On the lines below, draw and write about something interesting you learned about by reading the newspaper, watching local news, or watching an educational TV show (PBS, Disney Channel, Discovery Channel, Newsela Kids, Informational YouTube Program, etc.) Describe who, what, where, when, why, and how of what you learned. What facts or information are most interesting to you and why?

[illegible]

Understanding of  
Missing Addends

Name \_\_\_\_\_

**Use addition to help you subtract.**

- 1**
- Find
- $6 - 5$
- .

$$5 + \underline{1} = 6$$

$$6 - 5 = \underline{\quad}$$

- 2**
- Find
- $7 - 6$
- .

$$6 + \underline{\quad} = 7$$

$$7 - 6 = \underline{\quad}$$

- 3**
- Find
- $5 - 2$
- .

$$2 + \underline{\quad} = 5$$

$$5 - 2 = \underline{\quad}$$

- 4**
- Find
- $6 - 4$
- .

$$4 + \underline{\quad} = 6$$

$$6 - 4 = \underline{\quad}$$

- 5**
- Find
- $8 - 4$
- .

$$4 + \underline{\quad} = 8$$

$$8 - 4 = \underline{\quad}$$

- 6**
- Find
- $9 - 7$
- .

$$7 + \underline{\quad} = 9$$

$$9 - 7 = \underline{\quad}$$

- 7**
- Write an addition equation that helps you find
- $6 - 3$
- .
- 
- Then complete the subtraction equation.

$$\underline{\quad} + \underline{\quad} = \underline{\quad}$$

$$6 - 3 = \underline{\quad}$$


**Discuss It**

How can an addition equation help you solve a subtraction equation?

Name \_\_\_\_\_

Day 9

1. Read the text 3 times and color a star each time you read it.



# At the Zoo

Little Ben is at the Zoo. His mom is at the zoo, too. They see a giraffe. The giraffe has a long neck. They see three monkeys. The monkeys are funny. They see a tiger. The tiger can run fast.



2. Color the sentences within the text that contain the answer to the following questions.

A. Where is Ben?



B. Who is at the zoo with Ben?



C. How many monkeys do Ben and his mom see?





3. Draw a picture that matches the text.



## Day 9

**Directions:** If you could go anywhere in the world, where would you go and why? Draw and describe using the lines below.





## Current Events Log

### Day 9


On the lines below, draw and write about something interesting you learned about by reading the newspaper, watching local news, or watching an educational TV show (PBS, Disney Channel, Discovery Channel, Newsela Kids, Informational YouTube Program, etc.) Describe who, what, where, when, why, and how of what you learned. What facts or information are most interesting to you and why?

[illegible]

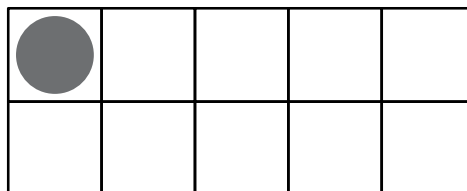
Name \_\_\_\_\_

**Draw counters to make 10. Then complete the equation.**

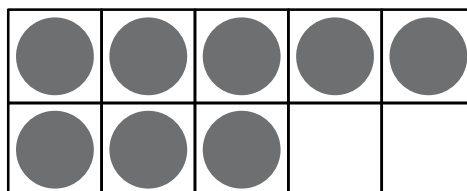
$$10 = 9 + \underline{1}$$



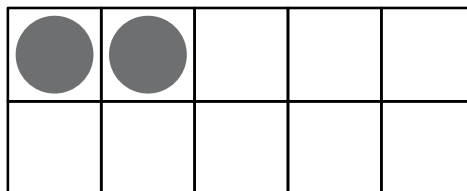
$$10 = 1 + \underline{\hspace{2cm}}$$



$$10 = 8 + \underline{\hspace{2cm}}$$




$$10 = 2 + \underline{\hspace{2cm}}$$



Name \_\_\_\_\_


Day 10



1. Read the text 3 times and color a star each time you read it.

## Fun At the Beach

Last summer I went to the beach. I took  
my dog with me. We had so much fun!  
We saw waves at the beach.  
I jumped in the waves.  
We saw shells on the sand.  
We played with the shells.  
My dog and I loved the beach!




2. Color the sentences within the text that contain the answer to the following questions.

A. When did the kid go to the beach? 

B. Who was at the beach with the kid? 


C. What did the kid and his dog see at the beach? 

3. Draw a picture that matches the text.



## Day 10

**Directions:** If you could be a television star, what show would you be in and why? Draw and describe using the lines below.



## Current Events Log

### Day 10

On the lines below, draw and write about something interesting you learned about by reading the newspaper, watching local news, or watching an educational TV show (PBS, Disney Channel, Discovery Channel, Newsela Kids, Informational YouTube Program, etc.) Describe who, what, where, when, why, and how of what you learned. What facts or information are most interesting to you and why?

[illegible]