

Packet #3

LEARN

A NETWORK *of* COLLEGE PREP ELEMENTARY SCHOOLS

Grade K

This student work packet is for Weeks 5 and 6 of home learning based on your District's School Schedule. Students should be completing this packet, along with completing lessons on their math/reading online programs daily. We will continue to work on providing online learning options for as long as school is not in session. Please continue to reach out to your child's teacher if you have any questions regarding this packet or any online programs.

Chicago Public Library Access

**Chicago residents only*

Don't Have a Chicago Public Library Card <small>* Children under 14 must have a guardian apply with them</small>	Already have a Chicago Public Library card
1.) Apply for an eCard at https://tinyurl.com/LEARNCPCLcard 2.) Access eBooks, audible books, and other online resources 3.) Check out other resources at https://chipublib.overdrive.com/	1.) Go to: https://www.chipublib.org/ 2.) Select: "Browse" 3.) Choose "eBooks" under "By Format" 4.) Check out other resources at https://chipublib.overdrive.com/

North Chicago Public Library Access

<http://www.ncplibrary.org/>

Select: Kid's Corner

Select: TumbleBook Library

Waukegan Public Library Access

<https://www.waukeganpl.org/temporary-library-card/>

1.) Complete the temporary library card form

2.) Access online resources at:

<https://www.waukeganpl.org/eresources/>

(Student Name)

LEARN Charter Schools Reading Log

Name: _____ Week Of: _____

Directions: Record the amount of time you read each day.

At home reading goal:

- I will read at least 45 minutes at home five times a week.

[illegible]

Day	Date	Title	Genre	Page Started	Page Finished	Total Time

Weekly At-Home Reading Tally

Day	Number of Minutes
Monday	
Tuesday	
Wednesday	
Thursday	
Friday	
Saturday	
Sunday	
Total Minutes This Week	

Teacher Initials for Meeting Weekly Goal: _____

☐ Your Weekly Goal is **225** minutes. Did you meet your goal? _____

☐ Did you exceed your goal? _____
If yes, by how many minutes? _____

☐ What is your favorite book you read this week? Why was it your favorite?

LEARN Charter Schools Reading Log

Name: _____ Week Of: _____

Directions: Record the amount of time you read each day.

At home reading goal:

- I will read at least 45 minutes at home five times a week.

[illegible]

Day	Date	Title	Genre	Page Started	Page Finished	Total Time

Weekly At-Home Reading Tally

Day	Number of Minutes
Monday	
Tuesday	
Wednesday	
Thursday	
Friday	
Saturday	
Sunday	
Total Minutes This Week	

Teacher Initials for Meeting Weekly Goal: _____

☐ Your Weekly Goal is **225** minutes. Did you meet your goal? _____


☐ Did you exceed your goal? _____
If yes, by how many minutes? _____

☐ What is your favorite book you read this week? Why was it your favorite?

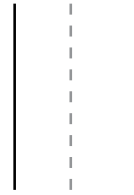
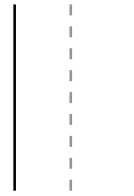
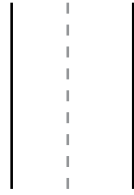
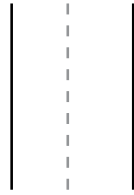
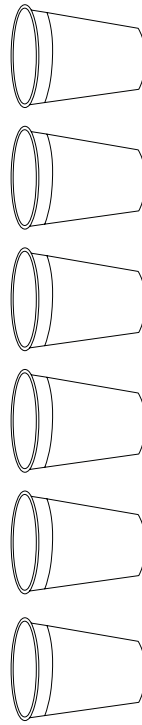
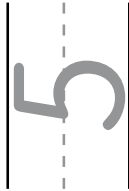
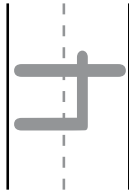
Understanding 1 More

Name _____

Example



1 More



Have children find 1 more than a group of objects. Have children count how many are in each group and write the number in the first column. Then have children draw 1 more object, count again, and write the number in the next column.


Name _____

Reading Comprehension

Read the short passage and answer the questions.

Fluffy the Cat

Fluffy is a cat. She likes to play. Fluffy can jump very high.



1. What kind of animal is Fluffy?

- ☐ dog
☐ cat

2. What does she like to do?



- ☐ play
☐ jump

3. What can Fluffy do?

- ☐ jump high
☐ walk

Day 1

Directions: What is one thing you want to do this summer and why?
Draw and describe using the lines below.



Current Events Log

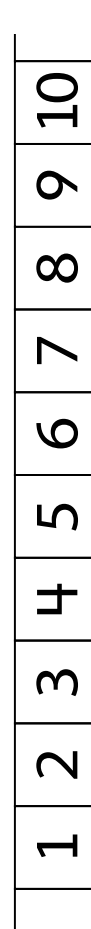

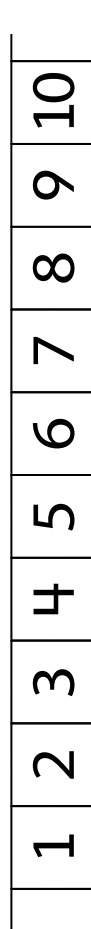
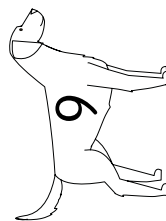

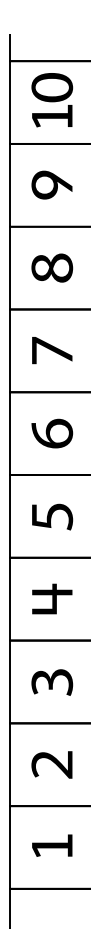

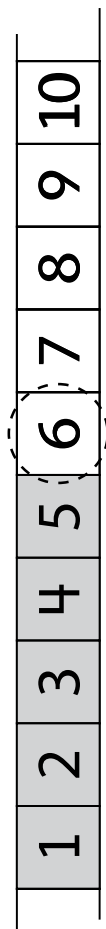

Day 1

On the lines below, draw and write about something interesting you learned about by reading the newspaper, watching local news, or watching an educational TV show (PBS, Disney Channel, Discovery Channel, Newsela Kids, Informational YouTube Program, etc.) Describe who, what, where, when, why, and how of what you learned. What facts or information are most interesting to you and why?

This image shows a blank sheet of white paper with horizontal ruling lines. The lines are evenly spaced and run across the width of the page. There are no margins, text, or other markings on the paper.

Name _____

Day 2

Example

Have children use number paths to find 1 more than a number. Have children look at the number on the dog and then, starting at 1 on the number path, color all the way to that number. Have children circle the next number to show what is 1 more.


Name _____

Reading Comprehension

Read the short passage and answer the questions.

Skating Tom

Tom likes to ice skate.
He can skate great!
Tom will skate fast.



1. Who likes to ice skate?

- ☐ Tom
☐ Mom

2. How does he skate?



- ☐ great
☐ fast

3. What will he do?

- ☐ skate fast
☐ a flip

Day 2

Directions: What is your favorite thing to play outside and why?
Draw and describe using the lines below.



Current Events Log

Day 2

On the lines below, draw and write about something interesting you learned about by reading the newspaper, watching local news, or watching an educational TV show (PBS, Disney Channel, Discovery Channel, Newsela Kids, Informational YouTube Program, etc.) Describe who, what, where, when, why, and how of what you learned. What facts or information are most interesting to you and why?

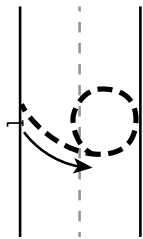
[illegible]

Making 6 and 7

Name _____

Day 3

Example

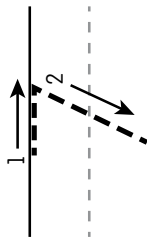


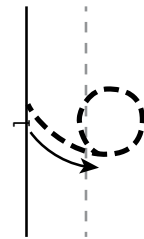


5



1







Have children trace the numbers on the left and draw more counters in the 10-frames to show a total of 6 or 7.
On the right, have children write the number of gray counters shown and the number of counters drawn to make the total.

Name _____

Reading Comprehension

Read the short passage and answer the questions.

Bake a Cake

Lucy will bake a cake.
She loves cake. Lucy's
mom will help her.



1. Who will bake a cake?

- ☐ Mary
☐ Lucy

2. What does she love?


- ☐ cake
☐ sugar

3. Who will help her?

- ☐ Mom
☐ her friend

Day 3

Directions: Make a list of groceries that you would like to buy from the grocery store. Draw and describe using the lines below.



Current Events Log

Day 3

On the lines below, draw and write about something interesting you learned about by reading the newspaper, watching local news, or watching an educational TV show (PBS, Disney Channel, Discovery Channel, Newsela Kids, Informational YouTube Program, etc.) Describe who, what, where, when, why, and how of what you learned. What facts or information are most interesting to you and why?

[illegible]

Making 6 and 7 *continued*

Name _____

4 3



 - - -

2 4



 - - -

1 6



 - - -

Have children show number pairs for 6 and 7 by drawing counters. Have children use the numbers shown to complete the model with two colors. Then have them write the total on the left.


Name _____

Reading Comprehension

Read the short passage and answer the questions.

Christmas Eve

Kim is happy. She is waiting for Santa. She will leave him cookies and milk.



1. Who is happy?

- ☐ Kim
☐ Santa

2. Who is she waiting for?


- ☐ Kim
☐ Santa

3. What will she do?

- ☐ go to sleep
☐ leave cookies and milk

Day 4

Directions: What is something you did today? Draw and describe using the lines below.



Current Events Log

Day 4

On the lines below, draw and write about something interesting you learned about by reading the newspaper, watching local news, or watching an educational TV show (PBS, Disney Channel, Discovery Channel, Newsela Kids, Informational YouTube Program, etc.) Describe who, what, where, when, why, and how of what you learned. What facts or information are most interesting to you and why?

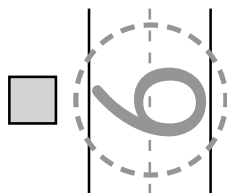
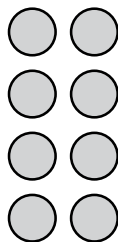
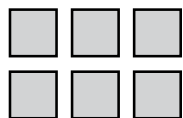
This image shows a single sheet of white paper with horizontal ruling lines. The lines are evenly spaced and run across the width of the page. There are no margins, text, or other markings on the paper.

Comparing Within 10

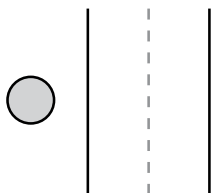


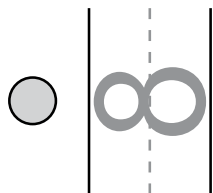
Name _____

Day 5

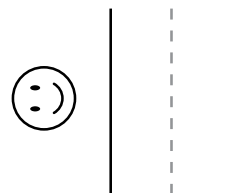
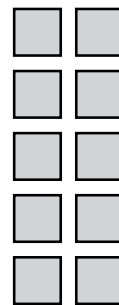

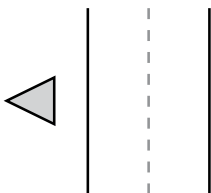
Example



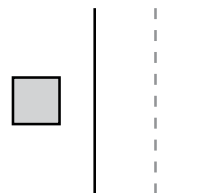
or



or



or



In each problem, have children compare the numbers of objects. Have children write how many are in each group and then circle the number that is less. If the groups have the same number, have children circle both numbers.

Name _____

Day 5

1

Reading Comprehension

Read the short passage and answer the questions.

Snow Day

Sam likes the snow.
He will play in the
snow. Sam will ask
Tom to play.



1. What does Sam like?

- ☐ hats
- ☐ snow

2. What will he do?


- ☐ play in the snow
- ☐ throw the snow

3. Who will he ask to play?

- ☐ Mom
- ☐ Tom

Day 5

Directions: Would you rather live on a farm or a city and why?
Draw and describe using the lines below.



Current Events Log


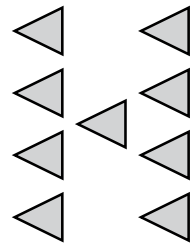
Day 5

On the lines below, draw and write about something interesting you learned about by reading the newspaper, watching local news, or watching an educational TV show (PBS, Disney Channel, Discovery Channel, Newsela Kids, Informational YouTube Program, etc.) Describe who, what, where, when, why, and how of what you learned. What facts or information are most interesting to you and why?

This image shows a single sheet of white paper with horizontal ruling lines. The lines are evenly spaced and run across the width of the page. There are no margins, text, or other markings on the paper.


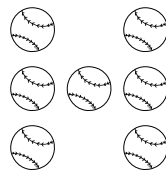
Comparing Within 10 *continued*

Name _____



or





or



Day 6

In each problem, have children compare the numbers of objects. Have children write how many are in each group and then circle the number that is less. If the groups have the same number, have children circle both numbers.


Name _____

Reading Comprehension

Read the short passage and answer the questions.

A Picnic

Joey went on a picnic with his family. They packed lots of food. Joey ate 3 cookies. It was a nice day.




1. What did Joey do with his family?

2. What did they pack?

3. How many cookies did Joey eat?

Day 6

Directions: Write a story about a puppy with a very special superpower. Draw and illustrate your story using the lines below.



Current Events Log

Day 6

On the lines below, draw and write about something interesting you learned about by reading the newspaper, watching local news, or watching an educational TV show (PBS, Disney Channel, Discovery Channel, Newsela Kids, Informational YouTube Program, etc.) Describe who, what, where, when, why, and how of what you learned. What facts or information are most interesting to you and why?








This image shows a blank sheet of white paper with horizontal ruling lines. The lines are evenly spaced and run across the width of the page. There are no margins, text, or other markings on the paper.

Making 10

Name _____

Day 7

Example

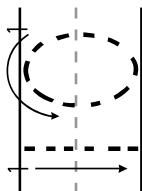
						
---	---	---	---	---	---	---


?

9

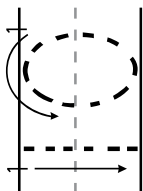
?

1








						
---	--	--	--	--	--	--

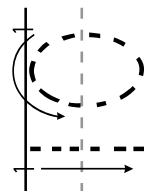
?



?

						
---	--	---	---	---	---	--

?



?

Ask children to draw counters to finish each picture so that it shows 10. Have children write the number of dark gray counters and the number of counters that they drew. Finally, have children trace the numeral 10 to show the total.

Name _____

Day 7

Reading Comprehension

Read the short passage and answer the questions.

Flower Garden

I am helping mom. We are planting a garden. Mom will plant sunflowers. I will plant tulips. We will have fun!





1. What am I doing?

2. What will mom plant?

3. What will I plant?

Day 7

Directions: Imagine you found a magic wand. Draw and describe what you would do with it using the lines below.



Current Events Log

Day 7

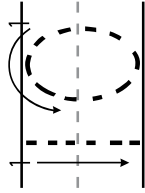
On the lines below, draw and write about something interesting you learned about by reading the newspaper, watching local news, or watching an educational TV show (PBS, Disney Channel, Discovery Channel, Newsela Kids, Informational YouTube Program, etc.) Describe who, what, where, when, why, and how of what you learned. What facts or information are most interesting to you and why?

This image shows a single sheet of white paper with horizontal ruling lines. The lines are evenly spaced and run across the width of the page. There are no margins, text, or other markings on the paper.

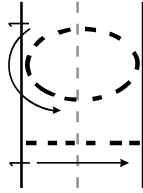
Making 10 continued

Name _____

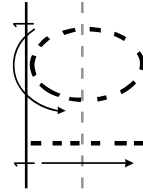












Ask children to draw counters to finish each picture so that it shows 10. Have children write the number of dark gray counters and the number of counters that they drew. Finally, have children trace the numeral 10 to show the total.

Name _____


Day 8

Reading Comprehension

Read the short passage and answer the questions.

Lunch Time

Sara had lunch outside. She sat with her friends. Sara ate an apple. It was big and red. Sara had a good lunch.




1. Where did Sara eat lunch?

2. Who did she sit with?

3. What did she eat?

Day 8

Directions: What is something you want to learn more about and why? Draw and describe using the lines below.



Current Events Log

Day 8

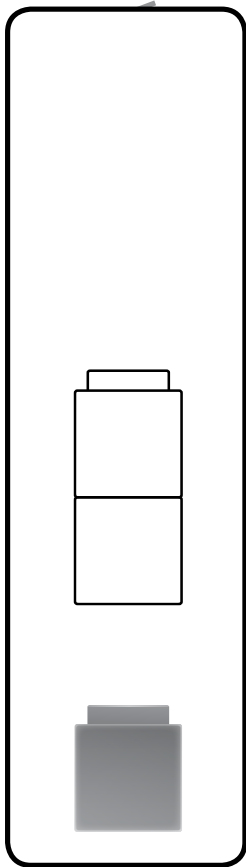
On the lines below, draw and write about something interesting you learned about by reading the newspaper, watching local news, or watching an educational TV show (PBS, Disney Channel, Discovery Channel, Newsela Kids, Informational YouTube Program, etc.) Describe who, what, where, when, why, and how of what you learned. What facts or information are most interesting to you and why?

[illegible]

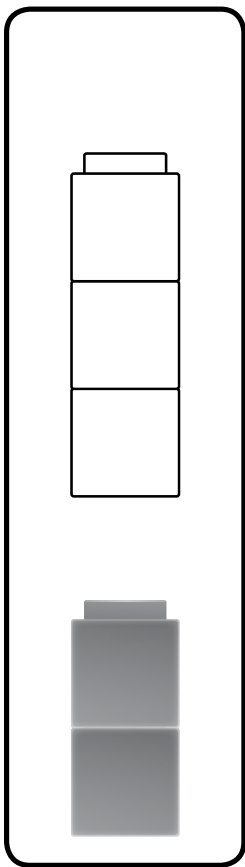
Understanding Addition

Name _____

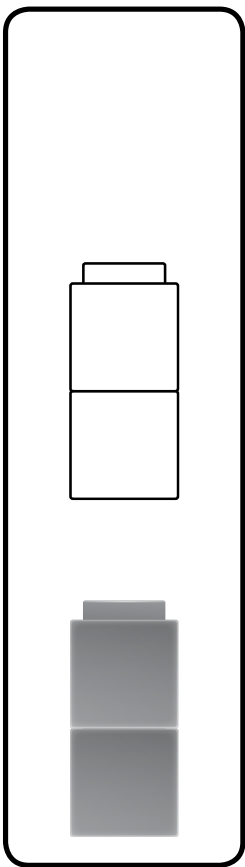
Day 9



$$2 + 3 = 5$$



$$2 + 2 = 4$$



$$1 + 2 = 3$$

Have children match pictures to addition equations. Have children describe how many cubes are being added in each picture. Read each equation aloud together and discuss the meaning of each. Then have children draw lines to match each picture with its equation.

Name _____

Day 9

Reading Comprehension


Read the short passage and answer the questions.

A Worm

I see a worm. The worm is small. The worm is brown.

I will call the worm Joe.

Joe is nice. I will show my sister the worm.





1. What do I see?

2. What does it look like?

3. Who will I show?

Day 9

Directions: If you could go anywhere in the world, where would you go and why? Draw and describe using the lines below.



Current Events Log

Day 9


On the lines below, draw and write about something interesting you learned about by reading the newspaper, watching local news, or watching an educational TV show (PBS, Disney Channel, Discovery Channel, Newsela Kids, Informational YouTube Program, etc.) Describe who, what, where, when, why, and how of what you learned. What facts or information are most interesting to you and why?

[illegible]

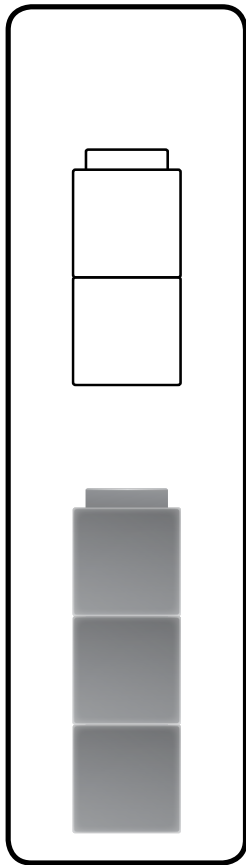
Understanding Addition *continued*

Name _____

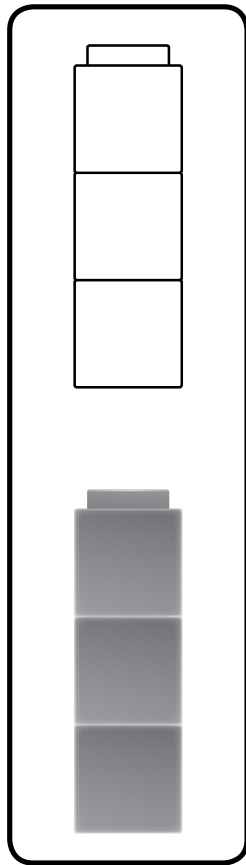
Day 10



$$3 + 3 = 6$$



$$4 + 1 = 5$$



$$3 + 2 = 5$$

Have children match pictures to addition equations. Have children describe how many cubes are being added in each picture. Read each equation aloud together and discuss the meaning of each. Then have children draw lines to match each picture with its equation.

Name _____


Day 10

Reading Comprehension

Read the short passage and answer the questions.

A Winter Snowman

Carol loves wintertime. She is building a snowman. Her snowman is taller than she is. His name is Frosty. She will show all of her friends.





1. What does Carol love?

2. What is Carol building?

3. What is his name?

Day 10

Directions: If you could be a television star, what show would you be in and why? Draw and describe using the lines below.



Current Events Log

Day 10

On the lines below, draw and write about something interesting you learned about by reading the newspaper, watching local news, or watching an educational TV show (PBS, Disney Channel, Discovery Channel, Newsela Kids, Informational YouTube Program, etc.) Describe who, what, where, when, why, and how of what you learned. What facts or information are most interesting to you and why?

This image shows a single sheet of white paper with horizontal ruling lines. The lines are evenly spaced and run across the width of the page. There are no margins, text, or other markings on the paper.