

LEARN

A NETWORK *of* COLLEGE PREP ELEMENTARY SCHOOLS

Grade Pre-K

Home Learning Packet #3

The contents of this packet contain 10 days of activities in paper copy. Students should complete one activity from each choice board in addition to 1 reading, writing, and math sheet per day.

Chicago Public Library Access

**Chicago residents only*

Don't Have a Chicago Public Library Card <i>* Children under 14 must have a guardian apply with them</i>	Already have a Chicago Public Library card
1.) Apply for an eCard at https://tinyurl.com/LEARNCPcard 2.) Access eBooks, audible books, and other online resources 3.) Check out other resources at https://chipublib.overdrive.com/	1.) Go to: https://www.chipublib.org/ 2.) Select: "Browse" 3.) Choose "eBooks" under "By Format" 4.) Check out other resources at https://chipublib.overdrive.com/

(Student Name)

LITERACY CHOICE BOARD

PICK A SQUARE, DO THE ACTIVITY, SEND A PICTURE TO YOUR TEACHER & COLOR IN THE SQUARE

Use play dough to make letters - say the letter sound as you make it (sound out some words too!)	Write your ABCs with rainbow colors. Say the sound of each letter when you finish	Sound out the word MAP - what other words rhyme with that word?	Write upper and lower case letters (Aa), cut them out, mix them up and match them	Put salt in the bottom of a plate and make letters with your finger
Read a story to your toys	Listen to a non-fiction story	Listen to a story and retell it	Read a book with superheros in it	Read a book with a flashlight
Listen to a story, draw a picture of the ending	Find things around your house that start with the letter P	PICK YOUR FAVORITE	Listen to a story. Draw the beginning, middle and end	Make a shopping list with pictures and words
Find things around your house that start with the letter T	Draw a picture of your favorite activity to do at home	Think of 10 words that start with the same letter as your name	Say and write 4 words that rhyme with PET	Find things around your house that start with the letter L
Say and write 4 words that rhyme with CAT	Make up a story about an alien and draw a picture	Listen to a story and make up a different ending	Make a list of things in your house that are green	Make a card for someone special using pictures and words

When reading a book, ask/answer the following questions:

- Before Reading:
 - What do you think this book is about?
 - How do you know?
- During Reading:
 - Who are the characters?
 - Who is the main character?
 - What is the setting or where does the story take place?
 - What are the events happening in the story?
 - What happened first? What happened next? What happened last?
 - How would you feel if you were a (insert character name)?
 - After Reading:
 - What was your favorite part of the story?
 - Did your prediction, what you thought the story was going to be about, correct?
 - Was there a problem in the story?
 - What did (insert character name) do about the problem?
 - Is that what you would do if you were that character? Would you do something different then they did?

MATH CHOICE BOARD

PICK A SQUARE, DO THE ACTIVITY, SEND A PICTURE TO YOUR TEACHER & COLOR IN THE SQUARE

Count how many windows you have in your house	Make a picture only using triangles	What comes next? L, M, L, M, L, __, __	Show 2 ways to make 6	Write numbers 1 - 30 with different colors
Draw 10 squares and write numbers 1 -10	Make a picture only using squares	Ms. S has 3 apples. Ms. Brown has 2 apples. How many do they have together?	Count backwards from 10 to 1	Ms. S has 8 oranges. She gives 2 to Ms. Brown. How many oranges does Ms. S have left?
What number comes before 7?	Count how many doors you have in your house	PICK YOUR FAVORITE	What number comes after 9?	What comes next? 4, 9, 9, 4, ____, __
Count by 1 up to 20	What number comes after 19?	Write the number comes after 13	Line up 10 toys by size	Write the missing number 14, ____, 16
Write the missing number 9, ____, 11	Play the card game Hi/Low (war)	Make shapes with sticks (qtips, pretzel sticks work too!)	Start at 7 and count to 20	Draw 21 circles

When doing things around the house, ask your scholar the following questions / do activities :

- How many of (insert item) do we have?
- Include your scholar in making lists (chores, groceries, etc)
- Ask what shapes are in the room (rectangle for the TV, etc)
- Involve them in baking / cooking
- Ask them to show you (insert a number) fingers
- Ask them to bring you a certain number of items (ex. "please bring me 3 spoons and 1 fork")

FREE TIME CHOICE BOARD

PICK A SQUARE, DO THE ACTIVITY, SEND A PICTURE TO YOUR TEACHER & COLOR IN THE SQUARE

Sing the 7 days of the week song	Play red light/green light	Draw a self portrait	Draw a picture of an adult at home	Do 20 jumping jacks
Do 5 push ups	Play freeze dance	Color a picture	Do 5 sit ups	Have a dance
Fill a plastic bottle half way with water. Add a few drops of food dye. Fill to the top with vegetable oil	Make a monster out of playdough. Don't forget their arms/legs and face	PICK YOUR FAVORITE	"Ice Skate" with paper plates. Put a paper plate under each foot and slide around the room	Use a deck of cards. Flip a card and do that many jumping jacks .
Build a zoo with your toys	Play with bubbles or make your own	Place a marker in a cup of water and paint with the homemade water color paint!	Sing and dance to our music and movement videos on you tube (below)	Find 5 things in your house that are in the shape of a rectangle
Make your bed	Play I spy	Help your grown up cook dinner	Make a list of things that make you happy	Play a card game with your grownups

Music and Movement Videos:

Spider Man Counting to 100 - <https://www.youtube.com/watch?v=L9mdHL2pAVQ>

Watch the Letters Get Down - <https://www.youtube.com/watch?v=VgDmGu7Pur8>

Months of the Year - <https://www.youtube.com/watch?v=lPeAolhz8GA>

Tooty Ta - https://www.youtube.com/watch?v=ea4TVg0_8Dk&list=RDea4TVg0_8Dk&start_radio=1

Penguin Dance - https://www.youtube.com/watch?v=uf0uKmkwnKs&list=RDea4TVg0_8Dk&index=3

Wishy Washer Wash Woman - <https://www.youtube.com/watch?v=lk2aD2XGXwM>



Name Practice



Week 1

Blank rectangular box for name practice.

Blank rectangular box for name practice.



Blank rectangular box for name practice.

Blank rectangular box for name practice.

Blank rectangular box for name practice.


Current Events Log
Week 1

On the lines below, draw and write about something interesting you learned about by reading the newspaper, watching local news, or watching an educational TV show (PBS, Disney Channel, Discovery Channel, Newselakids, Informational YouTube Videos etc.) Describe who, what, where, when, why, and how of what you learned. What facts or information are most interesting to you and why?

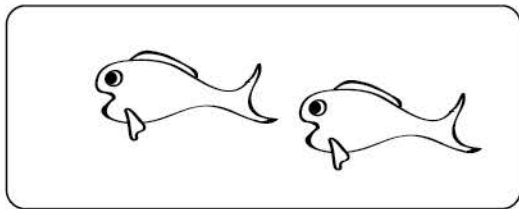


Day 1


Count the number of items in each box and draw a line to link the box to the correct number



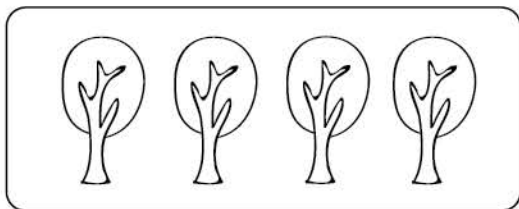
5



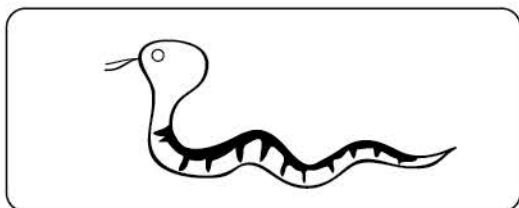
3



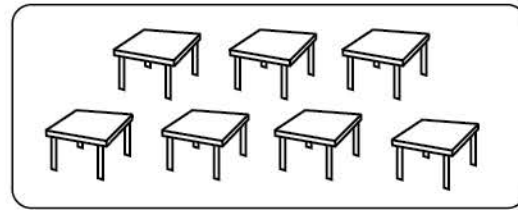
1




2




4



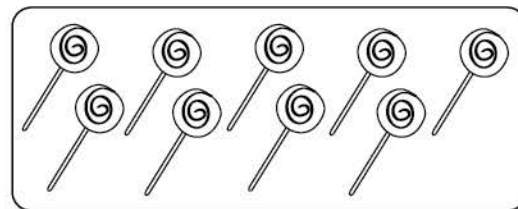
6




8



7



10




9

Name _____

Day 1

Directions: What is one thing you want to do this summer and why?
Draw and describe using the lines below.



Handwriting practice lines consisting of ten sets of three horizontal lines: a solid top line, a dashed middle line, and a solid bottom line. Each set is separated by a small gap.

Day 1
I SPY an S

Can you find 10 things in this picture that start with an S?

Hint: Look for things that begin like




How Many Are There?


Add together the trees
and write down how many there are!




Two small green trees with a plus sign and one small green tree with an equals sign, followed by a dashed number 3 on handwriting lines.



Two round green trees with red fruit, a plus sign, and another round green tree with red fruit, followed by empty handwriting lines.




One yellow tree with a plus sign and two yellow trees with an equals sign, followed by empty handwriting lines.




Two tall green trees with a plus sign and two tall green trees with an equals sign, followed by empty handwriting lines.

Day 2

Directions: What is your favorite thing to play outside and why?
Draw and describe using the lines below.



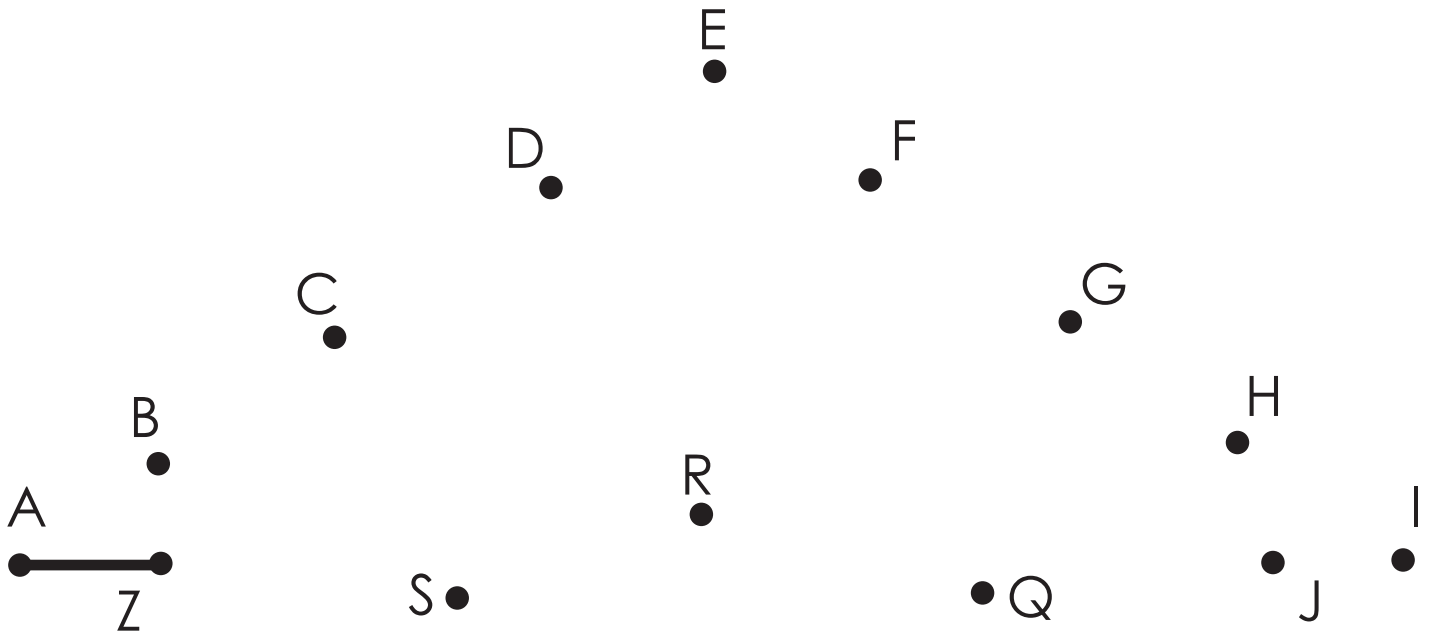
Handwriting practice lines consisting of ten sets of three horizontal lines: a solid top line, a dashed middle line, and a solid bottom line. Each set is highlighted with a light yellow background.



Day 2

Connect the dots then color in the hidden picture!

Connect the dots from A to Z in alphabetical order.



Name _____







Day 3

Date _____

Animal Dance Move!



Identifying Pattern

Which move comes next in each row?
Cut and paste pictures below.



Day 3

Directions: Make a list of groceries that you would like to buy from the grocery store. Draw and describe using the lines below.




Day 3



Missing Alphabet

Cut out the letters below and paste them in the correct spots.

A		C	D	E	F
	H	I		K	L
M		O	P	Q	R
?	S		U	V	?
?	W	X		Z	?



N	B	T	Y	J	G
----------	----------	----------	----------	----------	----------

Color by Number Butterfly

Directions: Use the color key below to reveal the beautiful butterfly.

1 = Green


2 = Orange

3 = Brown

4 = Blue

5 = Purple

6 = Yellow



Day 4

Directions: What is something you did today? Draw and describe using the lines below.








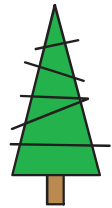
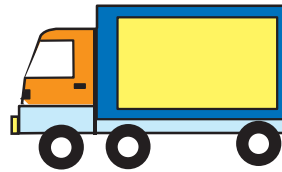


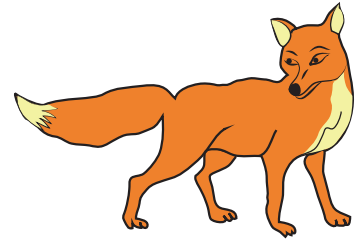




Handwriting practice lines consisting of ten sets of three horizontal lines. Each set includes a solid top line, a dashed middle line, and a solid bottom line, providing a guide for letter height and placement.

Day 4

Sound it Out

Say each word. Listen to the beginning sound. One word sounds different from the others. Can you find it?






Sorting the animals

Count how many legs.

Ring the animals with the number of legs shown in the box.



a lion



a bird



a sheep



a fish

4 legs



a fish



a duck



a ladybug



a cat


6 legs



a giraffe



a bird




a lion



a sheep

2 legs



an elephant



a fish



a bird




a mouse

0 legs

Day 5

Directions: Would you rather live on a farm or a city and why?
Draw and describe using the lines below.



Handwriting practice lines consisting of ten sets of three horizontal lines each. Each set includes a solid top line, a dashed middle line, and a solid bottom line, providing a guide for letter height and placement.

Name _____

Date _____

Beginning Sounds

What is the beginning sound of the picture. Write down the letter for that sound



_pple



_all



_ouse



_ar



_uck



_un



_at




_gloo



_ish

Current Events Log
Week 2

On the lines below, draw and write about something interesting you learned about by reading the newspaper, watching local news, or watching an educational TV show (PBS, Disney Channel, Discovery Channel, Newselakids, Informational YouTube Videos etc.) Describe who, what, where, when, why, and how of what you learned. What facts or information are most interesting to you and why?









Name Practice



Week 2

Counting Raindrops

Color the raindrops and match the number!



•

•

10

•

•

9

•

•

8

•

•

7

•

•

6

Day 6

Directions: Write a story about a puppy with a very special superpower. Draw and illustrate your story using the lines below.

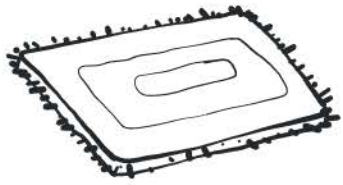


Handwriting practice lines consisting of ten sets of three horizontal lines (top solid, middle dashed, bottom solid) for writing the story.


Beginning Sounds

Name _____


Write the beginning sound for each word




	a	t
--	---	---




	e	e
--	---	---



	i	p
--	---	---



	a	p
--	---	---



	e	n
--	---	---




	e	t
--	---	---



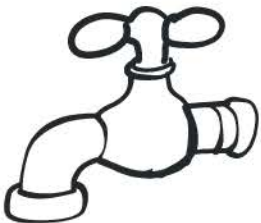
	g	g
--	---	---



	a	n
--	---	---



	i	n
--	---	---



	a	p
--	---	---



	a	n
--	---	---



	u	g
--	---	---


How Many In All?

Day 7

1





2




3



in all





in all



in all




in all



in all

Day 7

Directions: Imagine you found a magic wand. Draw and describe what you would do with it using the lines below.




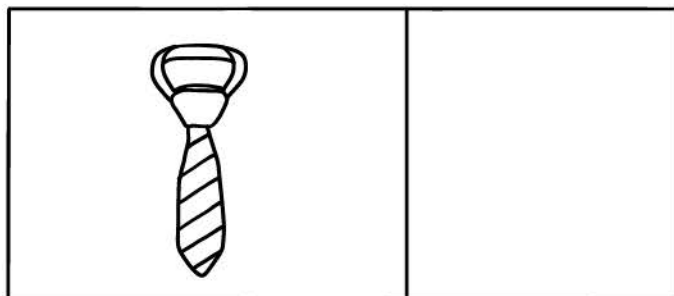
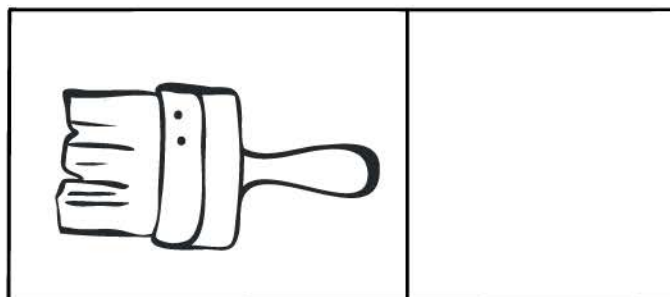


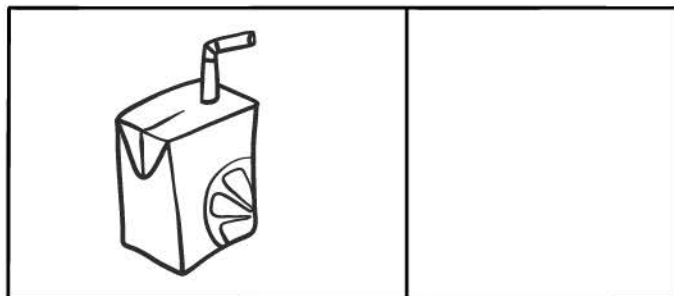
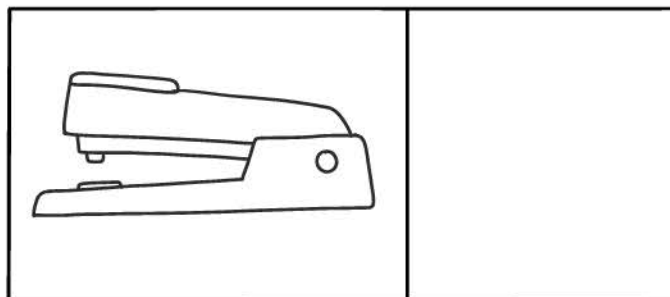
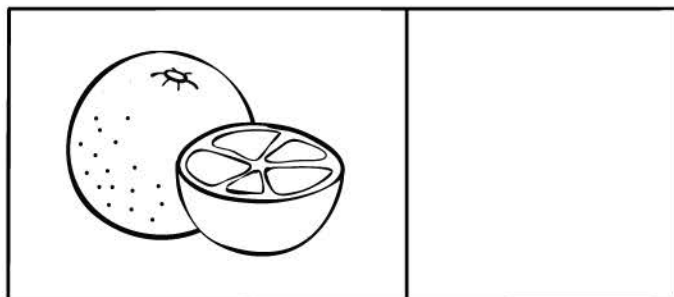
Handwriting practice lines consisting of ten sets of three horizontal lines: a solid top line, a dashed middle line, and a solid bottom line. Each set is separated by a small gap.

Name _____ Day 7

Date _____

Beginning Sounds

Cut and paste the letters that represent the beginning sounds of the pictures below.




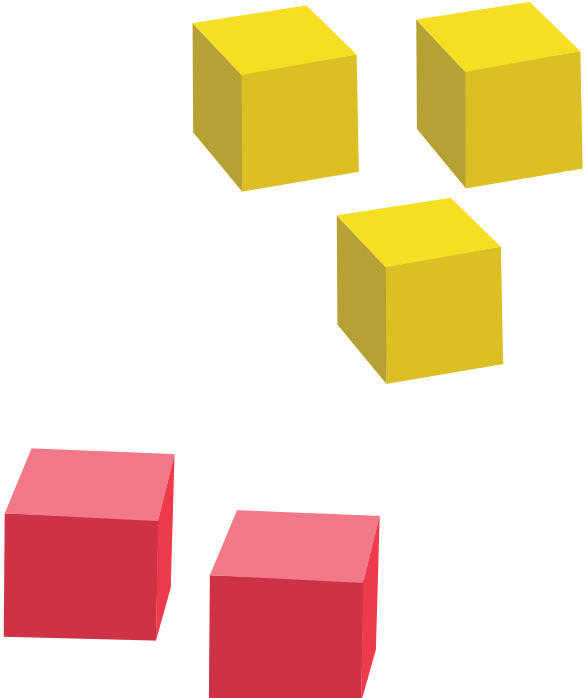
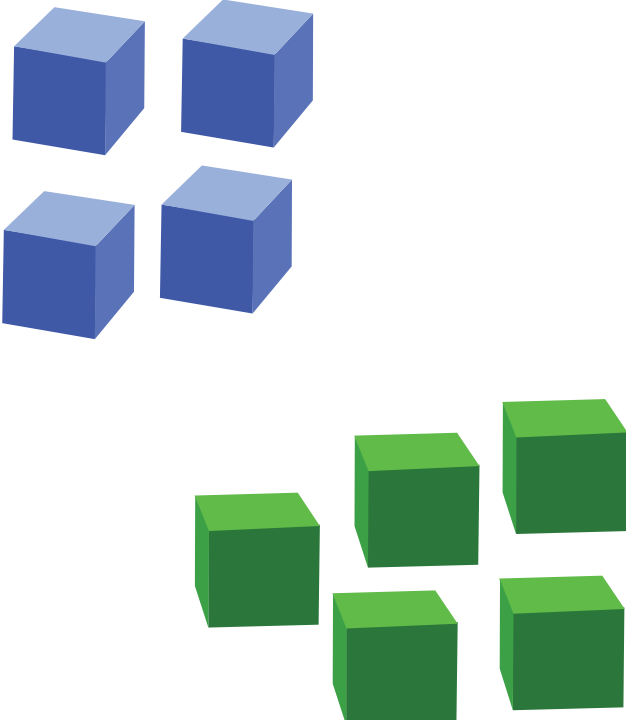

www.cleverLearner.com

r b w s t e j o

More or Less?


Day 8

Look at the shapes in each box, and circle the group that has more.

Day 8

Directions: What is something you want to learn more about and why? Draw and describe using the lines below.



Handwriting practice lines consisting of ten sets of three horizontal lines (top solid, middle dashed, bottom solid) for writing a description.

Circle the matching lowercase letter in each row.

S

c

s

e

h

L

v

n

b

l

M

a

m

e

c

N

d

l

t

n

O

b

m

o

a

R

e

r

f

z

Q

h

q

b

o

P

v

a










o

p

Day 9 Ordering Numbers to 10


Put the numbers in order from smallest to largest.

1				

9 	2 	6 
4 	7 	3 
8 	10 	5 

Day 9

Directions: If you could go anywhere in the world, where would you go and why? Draw and describe using the lines below.



Handwriting practice lines consisting of ten sets of horizontal lines. Each set includes a solid top line, a dashed middle line, and a solid bottom line, providing a guide for letter height and placement.

Circle the matching lowercase letter in each row.

A

c

a

e

h

B

v

n

b

l

C

a

w

e

c

D

d

l

t

u

E

b

m

e

a

F

e

o

f

z

G

h

g

b

o


H

v

a

o

h



WRITING NUMBERS MANY WAYS

Trace and write each number in a different way with a different instrument.

Trace the number in pen.

Write the number in pencil

Trace the word form in marker.

1 _____ one

6 _____ six

2 _____ two

7 _____ seven

3 _____ three

8 _____ eight

4 _____ four


9 _____ nine

5 _____ five

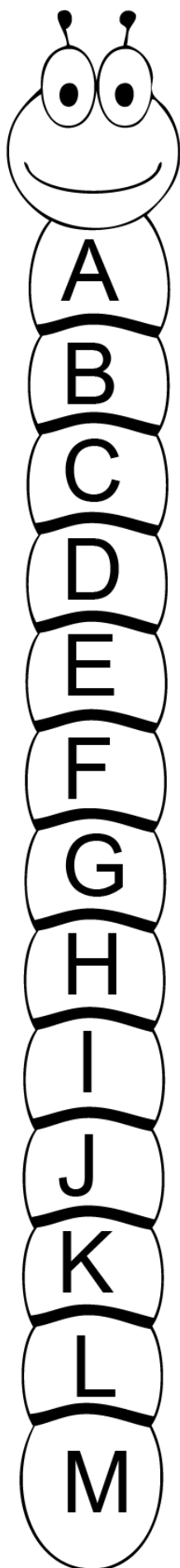
10 _____ ten

Day 10

Directions: If you could be a television star, what show would you be in and why? Draw and describe using the lines below.



Handwriting practice lines consisting of ten sets of horizontal lines. Each set includes a solid top line, a dashed middle line, and a solid bottom line, providing a guide for letter height and placement.



Draw a line to match
each uppercase letter
to its lowercase letter.

