

Packet #4

LEARN

A NETWORK *of* COLLEGE PREP ELEMENTARY SCHOOLS

Grade 1

This student work packet is for Weeks 7 – 9 of home learning based on your District’s School Schedule. Students should be completing this packet, along with completing lessons on their math/reading online programs daily. We will continue to work on providing online learning options for as long as school is not in session. Please continue to reach out to your child’s teacher if you have any questions regarding this packet or any online programs.

Chicago Public Library Access

**Chicago residents only*

Don't Have a Chicago Public Library Card <i>* Children under 14 must have a guardian apply with them</i>	Already have a Chicago Public Library card
<ol style="list-style-type: none">1.) Apply for an eCard at https://tinyurl.com/LEARNCPCLcard2.) Access eBooks, audible books, and other online resources3.) Check out other resources at https://chipublib.overdrive.com/	<ol style="list-style-type: none">1.) Go to: https://www.chipublib.org/2.) Select: “Browse”3.) Choose “eBooks” under “By Format”4.) Check out other resources at https://chipublib.overdrive.com/

North Chicago Public Library Access

<http://www.ncplibrary.org/>

Select: Kid’s Corner

Select: TumbleBook Library

Waukegan Public Library Access

<https://www.waukeganpl.org/temporary-library-card/>

1.) Complete the temporary library card form

2.) Access online resources at:

<https://www.waukeganpl.org/eresources/>

(Student Name)

Day	Date	Title	Genre	Page Started	Page Finished	Total Time

Weekly At-Home Reading Tally

Day	Number of Minutes
Monday	
Tuesday	
Wednesday	
Thursday	
Friday	
Saturday	
Sunday	
Total Minutes This Week	

Teacher Initials for Meeting Weekly Goal: _____

Your Weekly Goal is **225** minutes. Did you meet your goal? _____

Did you exceed your goal? _____
If yes, by how many minutes? _____

What is your favorite book you read this week? Why was it your favorite?

Day	Date	Title	Genre	Page Started	Page Finished	Total Time

Weekly At-Home Reading Tally

Day	Number of Minutes
Monday	
Tuesday	
Wednesday	
Thursday	
Friday	
Saturday	
Sunday	
Total Minutes This Week	

Teacher Initials for Meeting Weekly Goal: _____

Your Weekly Goal is **225** minutes. Did you meet your goal? _____

Did you exceed your goal? _____
If yes, by how many minutes? _____

What is your favorite book you read this week? Why was it your favorite?

Day	Date	Title	Genre	Page Started	Page Finished	Total Time

Weekly At-Home Reading Tally

Day	Number of Minutes
Monday	
Tuesday	
Wednesday	
Thursday	
Friday	
Saturday	
Sunday	
Total Minutes This Week	

Teacher Initials for Meeting Weekly Goal: _____

Your Weekly Goal is **225** minutes. Did you meet your goal? _____


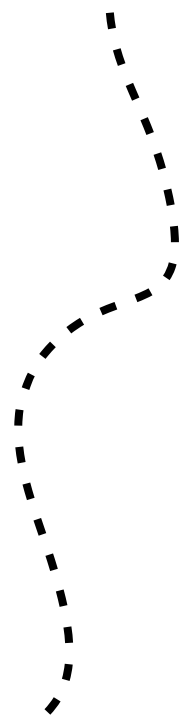

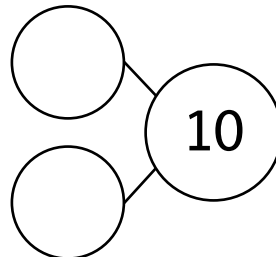
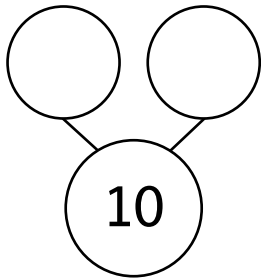
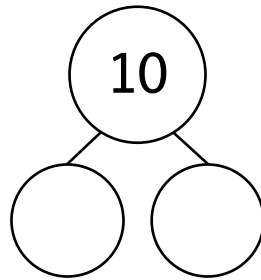
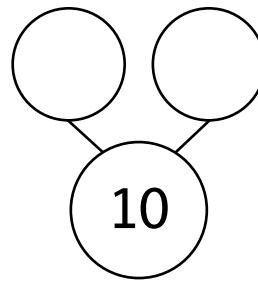
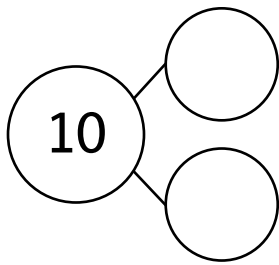
Did you exceed your goal? _____
If yes, by how many minutes? _____

What is your favorite book you read this week? Why was it your favorite?

3 Solve the problem.

Anna wants to show five different pairs of numbers that make 10.

What are five ways she could show 10?



All About Money

by ReadWorks



Money can be coins. Money can also be paper. People use money to buy things. That is called spending.

People don't spend all their money at the same time. They keep some for another time. That is called saving.

Many people keep their money at a bank. A bank is a place that keeps money safe.

Here are some names for money in the United States:

- A penny equals one cent.
- A nickel equals five cents.
- A dime equals 10 cents.
- A quarter equals 25 cents.
- A half-dollar equals 50 cents.
- One dollar equals 100 cents.

bank**bank****Definition****noun**

1. a business for holding, borrowing, or exchanging money.

He got a loan from the bank.

Spanish cognate

banco: The Spanish word *banco* means bank.

These are some examples of how the word or forms of the word are used:

1. Dad made a little map. It showed Kareem's street. It showed the street with the **bank** on it. It showed Bill's street.
2. I knew I had to go to the store and get some cat food. I opened my piggy **bank** to see what was inside.

spend

spend

Definition

verb

1. to use money to buy things.

He spent all his money.

I will spend my money on a new book.

2. to use time doing a particular activity.

He spends a lot of time watching TV.

These are some examples of how the word or forms of the word are used:

1. Jaguars are wild cats. They **spend** most of their time in small trees and on the forest floor.
2. Then the panda **spends** less time with its mother. It likes to be on its own. It will climb trees. It will sit in their branches.
3. An amphibian is an animal that **spends** part of its life in water and part on land. Most have smooth, wet skin. Frogs, toads, newts, and salamanders are amphibians.
4. Many pet dogs **spend** their days sleeping around the house. They play catch with their owners. And they have all their meals delivered straight to their bowls. Pet dogs give their owners love and friendship. In return, the dogs live carefree lives.

Name: _____ Date: _____

1. What can money be?

- A. coins only
- B. paper only
- C. coins and paper

2. This passage describes money. What two things do people do with money?

- A. spend it and save it
- B. hide it and throw it away
- C. give it away and save it

3. Banks make sure that your money is not lost or stolen. What part of the passage tells us that this is true?

- A. "People don't spend all their money at the same time."
- B. "Many people keep their money at a bank."
- C. "A bank is a place that keeps money safe."

4. What is "All About Money" mainly about?


- A. food
- B. money
- C. coins

5. How many cents does a quarter equal?


6. What did you learn from "All About Money"?

Current Events Log
Day 1

On the lines below, draw and write about something interesting you learned about by reading the newspaper, watching local news, or watching an educational TV show. Describe who, what, where, when, why, and how of what you learned. What facts or information are most interesting to you and why?




Journal Entry 1



Draw your dream playground. Think about who you would like to be there with you. Write or tell a story about what you would do there.

and I would



Writing Checklist—I have checked my writing for:

Neat Handwriting

Spaces Between Words

Capital Letters

Punctuation

Name: _____

Practice Number Partners for 10

Look at the Example. Then solve problems 1–4.

Example

Use the row of 10 cubes.

What are two ways to make 10?



1 blue cube
and 9 green
cubes



$$10 = 1 + 9$$

$$10 = 9 + 1$$

1 Use the cubes. Write ways to make 10.



$10 = \underline{\quad} + 9$

$10 = \underline{\quad} + 1$



$10 = \underline{\quad} + 8$

$10 = \underline{\quad} + 2$



$10 = \underline{\quad} + 7$

$10 = \underline{\quad} + 3$



$10 = \underline{\quad} + 6$

$10 = \underline{\quad} + 4$



$10 = \underline{\quad} + 5$

The Brooklyn Bridge



National Park Service

Brooklyn Bridge

Have you ever seen a picture of the Brooklyn Bridge? This is a famous bridge in New York City. It connects Brooklyn and Manhattan. Those are two parts of the city.

How does the Brooklyn Bridge stay up? Big stone towers and big steel ropes! Big ropes go between two towers. More steel ropes hang from those big ropes. The roadway hangs from these ropes.

The Brooklyn Bridge also has a web of steel ropes on each side. These make the bridge extra strong. That's good, because many people and cars go across it every day!

Name: _____ Date: _____

1. What does the Brooklyn Bridge do?

- A. it connects Brooklyn and Manhattan
- B. it makes New York City famous
- C. it helps boats travel down the river

2. This text describes the Brooklyn Bridge. Where is the Brooklyn Bridge?

- A. Brooklyn
- B. New York City
- C. Washington D.C.

3. Read these sentences from the text:

"It connects Brooklyn and Manhattan. Those are two parts of the city."

What does this tell us about Brooklyn and Manhattan?

- A. Brooklyn is part of New York City but Manhattan is not.
- B. Manhattan is part of New York City but Brooklyn is not.
- C. Brooklyn and Manhattan are both parts of New York City.

4. What is "The Brooklyn Bridge" mostly about?

- A. The Brooklyn Bridge
- B. steel ropes
- C. New York City

5. How does the Brooklyn Bridge stay up?

The Brooklyn Bridge is held up by big _____.


6. What did you learn from "The Brooklyn Bridge"?

7. Class Discussion Question: What makes the Brooklyn Bridge so strong? Use information from the text to support your answer.


8. Draw a picture of the Brooklyn Bridge.

Current Events Log
Day 2

On the lines below, draw and write about something interesting you learned about by reading the newspaper, watching local news, or watching an educational TV show. Describe who, what, where, when, why, and how of what you learned. What facts or information are most interesting to you and why?



Journal Entry 2



What animal would you like to be for a day? Draw the animal. Write or tell what you would be and what you would do for that one day.

I would be a _____.

First, _____

Writing Checklist—I have checked my writing for:

Neat Handwriting

Spaces Between Words

Capital Letters

Punctuation

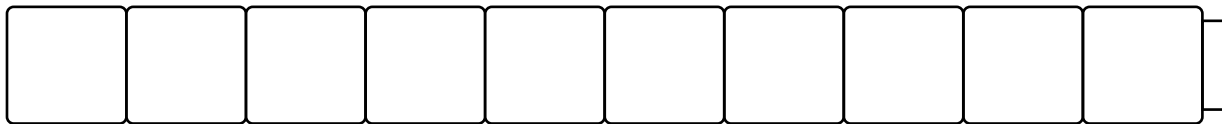
- 2 Look at the model.
Complete the two equations.



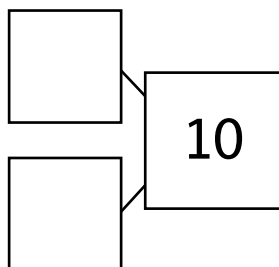
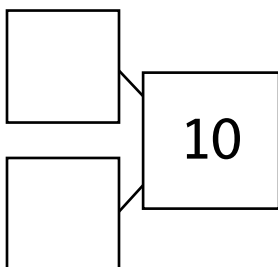
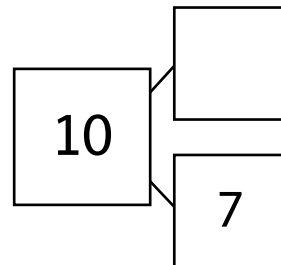
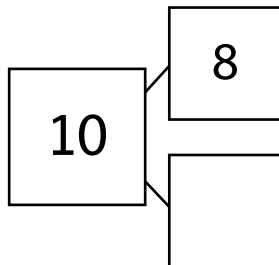
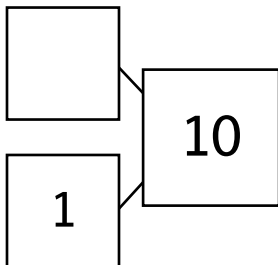
$10 = \underline{\quad} + \underline{\quad}$

$10 = \underline{\quad} + \underline{\quad}$

- 3 Color to show $5 + 5 = 10$.



- 4 Find all the number partners for 10.
Complete the number bonds.



Meet the School Nurse

by ReadWorks



Some schools have a special helper. That helper is the school nurse.

What does the school nurse do? The nurse helps you if you feel sick or get hurt. The nurse might give you an eye test or a hearing test.

The nurse shows you the right way to wash your hands. The nurse also teaches you about healthy foods.

Be sure to thank your school nurse for helping you stay healthy!

Name: _____ Date: _____

1. What test might a school nurse give you?

- A. a reading test
- B. a math test
- C. an eye or hearing test

2. This passage describes a school nurse's job. One part of a school nurse's job is to teach. What might your school nurse teach you about?

- A. healthy foods
- B. the best candy
- C. writing

3. The school nurse helps you stay clean. Which part of the passage shows this is true?

- A. "The nurse helps you if you feel sick or hurt."
- B. "The nurse might give you an eye test or a hearing test."
- C. "The nurse shows you the right way to wash your hands."

4. What is the main idea in "Meet the School Nurse"?



- A. School nurses give you your shots.
- B. School nurses help you stay healthy.
- C. School nurses teach you how to read.

5. Who helps you at school if you feel sick or get hurt?

6. What did you learn from "Meet the School Nurse"?

Current Events Log
Day 3

On the lines below, draw and write about something interesting you learned about by reading the newspaper, watching local news, or watching an educational TV show. Describe who, what, where, when, why, and how of what you learned. What facts or information are most interesting to you and why?



Journal Entry 3



© Alliya2/Shutterstock

Write or draw a picture about how you're feeling today. Explain what happened to make you have these feelings.

Today I feel

because

Writing Checklist—I have checked my writing for:

Neat Handwriting

Spaces Between Words

Capital Letters

Punctuation

Develop Number Partners for 10



Dalila has 10 beads.



6 are red. The rest are yellow.

How many are yellow? How do you know?

Try It



Math Toolkit

- counters 
- connecting cubes 
- number bonds




DISCUSS IT

How can you think about the partners for 10?

An Elephant's Excellent Trunk

by ReadWorks



Everything about an elephant is big. It has big ears. It has big eyes and big tusks. It can weigh as much as a school bus!

An elephant also has a long trunk. It uses its trunk to breathe and to smell. It uses its trunk to find leaves and fruits to eat. An elephant can shower itself with its trunk. It sucks up water and sprays its back.

A mother elephant can hold her baby close with her trunk. She can even use her trunk to help lift her baby or move it away from trouble. For example, she might use her trunk to save her baby from getting stuck in mud!

Name: _____ Date: _____

1. What elephant body part is most of this passage about?

- A. ears
- B. trunk
- C. eyes

2. How are elephants described at the beginning of this passage?

- A. Everything about an elephant is big.
- B. Elephants are small animals.
- C. Some elephants live in a zoo.

3. What is an elephant doing when an elephant sucks up water and sprays its back?

- A. showering or cleaning itself
- B. drinking
- C. cooling itself off

4. What is "An Elephant's Excellent Trunk" mostly about?



- A. an elephant's body parts
- B. what elephants can do with their trunks
- C. how an elephant washes itself

5. What can an elephant use its trunk for?

6. What did you learn from "An Elephant's Excellent Trunk"?

Current Events Log
Day 4

On the lines below, draw and write about something interesting you learned about by reading the newspaper, watching local news, or watching an educational TV show. Describe who, what, where, when, why, and how of what you learned. What facts or information are most interesting to you and why?



Journal Entry 4



Think about your bedroom. How would you tell someone else what it looks like? Write 3 things or 3 sentences to describe it.

My bedroom is _____.

It has _____

Writing Checklist—I have checked my writing for:

Neat Handwriting

Spaces Between Words

Capital Letters

Punctuation

Connect It

Write the missing numbers.

31	32	33		35	36	37	38	39	40
41	42	43	44	45	46	47	48	49	
51	52	53	54	55		57	58	59	60

81	82	83	84	85	86		88	89	90
91		93	94	95	96	97	98	99	
101	102	103	104			107	108	109	110

Egyptian Basbousa

by ReadWorks



Photo Credit: Aldousari, CC BY-SA 3.0

Close-up photograph of basbousa with almonds

Basbousa is a popular dessert in Egypt. It is a cake made from semolina. Semolina is a flour made from wheat. Semolina is yellow, so the basbousa cake is also yellow. Semolina is also used to make pasta and pizza crust.



Photo Credit: Guillaume Paumier, CC BY 3.0

Photograph of semolina flour

Basbousa cakes are covered in syrup. The syrup makes it taste sweet. Some syrups taste like sugar. Other syrups taste like fruits or spices. Orange syrup is very popular in basbousa cake. Another syrup that tastes delicious on basbousa cake is syrup with cinnamon. What kind of syrup would you like on your basbousa cake?



Photo Credit: Alpha, CC BY-SA 2.0

Photograph of basbousa and two other desserts

Name: _____ Date: _____

1. Where is basbousa a popular dessert?

- A. America
- B. Egypt
- C. Mexico

2. How does this text describe semolina?

- A. a yellow flour made from wheat
- B. a popular dessert in Egypt
- C. a sweet syrup that tastes like oranges

3. Read this sentence from the text:

"Orange syrup is very popular in basbousa cake."

With this in mind, how often is basbousa cake made with orange syrup?

- A. People make basbousa cake with orange syrup all of the time.
- B. People make basbousa cake with orange syrup sometimes.
- C. People never use orange syrup to cover their basbousa cake.

4. What is the main idea in "Egyptian Basbousa"?


- A. Semolina is used to make pasta and pizza crust.
- B. Basbousa is a popular Egyptian dessert made from semolina flour.
- C. Basbousa cakes are covered in syrup.

5. What do people cover basbousa cake in?


Basbousa cakes are covered in _____.

Current Events Log
Day 5

On the lines below, draw and write about something interesting you learned about by reading the newspaper, watching local news, or watching an educational TV show. Describe who, what, where, when, why, and how of what you learned. What facts or information are most interesting to you and why?



Journal Entry 5



Think about the biggest thing you have ever seen. Draw a picture of it. Then write or tell what it is, where you saw it, and how it made you feel.

The biggest thing I

have seen is

Writing Checklist—I have checked my writing for:

Neat Handwriting

Spaces Between Words

Capital Letters

Punctuation

3 Write the missing numbers.

11	12	13	14	15	16	17	18	19	
21	22		24	25	26	27	28	29	30
31	32	33	34	35	36		38	39	40

91	92	93	94		96	97	98	99	100
101	102		104	105	106	107	108	109	
111	112	113	114	115			118	119	120

What Is a Bird?

by Rachelle Kreisman



A bird is an animal with feathers and wings. Most birds can fly. Birds have two legs. They can walk, run, or hop.

All birds have a backbone. It is also called a spine. Birds have many hollow bones. Hollow bones have empty space inside. They make a bird's body lighter. That helps birds fly.

Birds are warm-blooded. They make their own body heat.

Birds lay eggs. The shells are hard. Birds keep the eggs warm. How? They sit on them until the eggs hatch! Then the bird takes care of its chicks.

Name: _____ Date: _____

1. What makes a bird's body lighter?

- A. two legs
- B. feathers and wings
- C. hollow bones with empty space

2. How does the text describe birds?

- A. Birds are colorful and noisy, and they are messy pets.
- B. Birds are cold-blooded and have scales.
- C. Birds have feathers, wings, two legs, and a backbone.

3. Baby birds are called chicks, and they come from bird eggs. What part of the text tells us that this is true?

- A. Birds have many hollow bones.
- B. When a bird's eggs hatch, the bird has chicks to take care of.
- C. Birds keep their eggs warm by sitting on them.

4. What is "What Is a Bird?" mainly about?

- A. how birds have babies
- B. the characteristics of birds
- C. bird backbones

5. What do birds have that help them walk, run, or hop?

Birds have

6. What did you learn from "What Is a Bird"?


3. Look at the pictures below. Which picture shows an animal with **feathers**?



4. Draw a picture of an animal with **feathers**.

Current Events Log
Day 6

On the lines below, draw and write about something interesting you learned about by reading the newspaper, watching local news, or watching an educational TV show. Describe who, what, where, when, why, and how of what you learned. What facts or information are most interesting to you and why?



Journal Entry 6



One day you find you can talk to animals. What would you ask them? Write the questions or tell someone what you would want to ask.

I would ask

Writing Checklist—I have checked my writing for:

Neat Handwriting

Spaces Between Words

Capital Letters

Punctuation

Develop Counting to 120

Celia counts by ones up to 106.


Then she continues counting.

Which three numbers does she say next?

Try It



Math Toolkit

- 120 charts
- counters 



DISCUSS IT

I noticed ...

The Old Bridge in Italy



Manjula Raman

Ponte Vecchio

In Italy, there is a city named Florence. The Arno River runs through it. And the Ponte Vecchio stands over the Arno.

What is the Ponte Vecchio? Well, its name means "Old Bridge" in Italian. And it is an old bridge. It was built in the 1300s! It was built to take the place of another bridge that had been there. That other bridge had been washed away in a flood.

The Ponte Vecchio is easy to recognize. That's because of the shops built on it. These shops are on both sides of the bridge. They have windows with shutters. Parts of them stick out over the water! But so far, the shops and the bridge have stood the test of time.

Name: _____ Date: _____

1. What river runs through Florence, Italy?

- A. the Ponte Vecchio
- B. the Old River
- C. the Arno River

2. Why was the Ponte Vecchio built?

- A. to protect the people from floods
- B. to take the place of another bridge
- C. to add more shops to Florence

3. The Ponte Vecchio has never broken since it was built. What part of the text tells us that this is true?

- A. "That other bridge had been washed away in a flood."
- B. "It was built in the 1300s!"
- C. "So far, the shops and the bridge have stood the test of time."

4. What is "The Old Bridge in Italy" mostly about?

- A. the Arno River
- B. the Ponte Vecchio
- C. the shops on the old bridge

5. What does Ponte Vecchio mean?



Ponte Vecchio means _____.

6. What did you learn from "The Old Bridge in Italy"?

Current Events Log

Day 7

On the lines below, draw and write about something interesting you learned about by reading the newspaper, watching local news, or watching an educational TV show. Describe who, what, where, when, why, and how of what you learned. What facts or information are most interesting to you and why?



Celia counts by ones up to 106.

Then she continues counting.

Which three numbers does she say next?

Model It

Which three numbers come after 106?

Celia counts on 107, 108, 109.

Start at 106 on the 120 chart.

Count out loud.

Circle the next three numbers in the row.

91	92	93	94	95	96	97	98	99	100
101	102	103	104	105	106	107	108	109	110
111	112	113	114	115	116	117	118	119	120

Maria Recycles

by ReadWorks



Maria was helping her dad. She put old cans and bottles in a box. Dad put the box outside. A green truck picked up the cans and bottles. The truck took everything to the recycling center.

"Dad," asked Maria, "what happens to the cans and bottles?"

"They are broken down into pieces," her dad said.

"People use those parts to make new things. Then less trash is left on Earth."

Name: _____ Date: _____

1. What did Maria and her dad collect for the recycling center?

- A. old cans and bottles
- B. paper
- C. old toys

2. What happened before Maria's dad took the box outside?

- A. A green truck picked up the cans and bottles.
- B. Maria put old cans and bottles in a box.
- C. People used the pieces to make a new thing.

3. What happens to the bottles and cans before a person can make new things out of them?

- A. They are buried in the ground.
- B. They are broken down into pieces.
- C. They are put in piles.

4. What is the big lesson in "Maria Recycles"?


- A. Recycling trucks are green.
- B. Trash hurts the earth.
- C. When we recycle, there is less trash left on Earth.

5. According to the passage, what can be recycled?

6. What did you learn from "Maria Recycles"?

Current Events Log
Day 8

On the lines below, draw and write about something interesting you learned about by reading the newspaper, watching local news, or watching an educational TV show. Describe who, what, where, when, why, and how of what you learned. What facts or information are most interesting to you and why?



Journal Entry 8

Who do you miss from school? Write a letter telling them how much you miss them. Let them know what you've been up to.

Dear _____,

Your friend,

Writing Checklist—I have checked my writing for:

Neat Handwriting

Spaces Between Words


Capital Letters

Punctuation



- 4 Order the combs by length.
Complete the sentences.

The _____ comb is
the shortest.

The _____ comb is
the longest.



- 5 Circle the group of pencils that shows them
in order from longest to shortest.



- 6 Draw a blue line that is **longer** than this line.
Draw a red line that is **shorter** than this line.



The American Bird

by Susan LaBella



The bald eagle is a symbol of the United States. A symbol is something that stands for something else. The bald eagle stands for the country's strength. Here are some things we know about bald eagles.

Bald eagles have wonderful sight. This helps them find food. They have strong claws to eat a fish or snake.

Bald eagles are fast! Their powerful, wide wings help them fly very quickly.

Bald eagles build huge nests from sticks and grass. They build nests high in trees.

Baby eaglets hatch from eggs. Both parents bring the babies food. Soon the eaglets can fly and leave the nest.

Name: _____ Date: _____

1. Where do bald eagles build nests?

- A. underground
- B. in caves
- C. high in trees

2. The text describes several characteristics of bald eagles. What does a bald eagle have that helps it fly very quickly?

- A. wonderful sight
- B. strong, sharp claws
- C. powerful, wide wings

3. Mother and father bald eagles both take care of their baby eaglets. What part of the text tells us that this is true?

- A. Soon the eaglets can fly and leave the nest.
- B. Bald eagles build huge nests from sticks and grass.
- C. Both parents bring the babies food.

4. What is "The American Bird" mostly about?

- A. eaglets
- B. American symbols
- C. bald eagles



5. What do bald eagles have that helps them find food?

Bald eagles have

6. What did you learn from "The American Bird"?

Current Events Log
Day 9

On the lines below, draw and write about something interesting you learned about by reading the newspaper, watching local news, or watching an educational TV show. Describe who, what, where, when, why, and how of what you learned. What facts or information are most interesting to you and why?



Journal Entry 9

What makes a good friend? Write three sentences telling what good friends do for you. Pick one thing from your writing that good friends do and draw a picture of it in the box.

A good friend

Writing Checklist—I have checked my writing for:

Neat Handwriting

Spaces Between Words

Capital Letters

Punctuation

Practice Ordering Objects by Length

Look at the Example. Then solve problems 1–5.




Example

The pencils are lined up at one end.

They are ordered by length.

The green pencil is the shortest.

The red pencil is the longest.



1



The _____ dog is the shortest.



The _____ dog is the longest.



2



The _____ ribbon is the shortest.



The _____ ribbon is the longest.



We Need Fresh Water

by Linda Ruggieri



Our planet is Earth. Water covers most of our planet. Almost all of that water is salt water. Salt water is very salty. People, animals, and plants need fresh water to live. Fresh water is not salty.

Earth does not have as much fresh water as salt water. People should remember to use fresh water carefully. They should never waste it.

Where is Earth's fresh water? Fresh water is found in rivers, lakes, and streams. It can also be found under the ground. Machines pump the water to the surface for people to use.

Name: _____ Date: _____

1. What does the text say covers most of our planet?

- A. dirt
- B. water
- C. salt

2. This text describes fresh water and salt water. Which type of water covers most of our planet?

- A. Dirty water covers most of our planet.
- B. Salt water covers most of our planet.
- C. Fresh water covers most of our planet.

3. People, animals, and plants need fresh water to live. What does this information tell us about why it is so important to use fresh water carefully?

- A. If we waste our fresh water, people, animals, and plants could die.
- B. If we waste our fresh water, we will not be able to go swimming.
- C. If we waste our fresh water, people will need to move to the ocean.

4. What is the main lesson of "We Need Fresh Water"?


- A. Never waste fresh water because we need it to live.
- B. It is okay to waste salt water.
- C. Fresh water can be found in rivers, lakes, and streams.

5. What do people use to pump underground water to the surface?

To pump underground water to the surface, people use

Current Events Log
Day 10

On the lines below, draw and write about something interesting you learned about by reading the newspaper, watching local news, or watching an educational TV show. Describe who, what, where, when, why, and how of what you learned. What facts or information are most interesting to you and why?



Journal Entry 10



© Rigo/Shutterstock

Think about all you have done this school year. What one thing are you the most proud of doing? Write to tell others about it.

I am the most proud
of

Writing Checklist—I have checked my writing for:

Neat Handwriting

Spaces Between Words

Capital Letters

Punctuation



The _____ paintbrush is the longest.

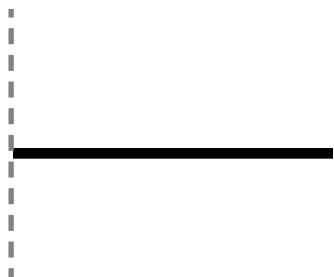
The _____ paintbrush is the shortest.



The _____ paint streak is the longest.

The _____ paint streak is the shortest.

- 5 Draw a red line that is longer than this line.
Draw a blue line that is shorter than this line.



A Wind and Rain Bridge



gill_penney, CC BY 2.0

Chengyang Bridge

Have you heard of a wind and rain bridge?

This kind of bridge can be found in China. These bridges are meant to protect people from wind and rain. So they have a roof. They also have structures called pavilions. People can meet or rest inside them.

One famous wind and rain bridge is the Chengyang Bridge. It is very grand. It has five pavilions!

This bridge is also special because of how it was made. It was made mostly from wood long ago. But the builders did not use any nails to hold it together! They cut the wood to make it fit together. And the bridge still stands strong today!

Name: _____ Date: _____

1. Where can you find a wind and rain bridge?

- A. America
- B. England
- C. China

2. People can get tired while walking across a bridge. How do wind and rain bridges solve this problem?

- A. People can stop and look out of windows.
- B. People can rest in the pavilions.
- C. People can buy food and drink to make them strong.

3. The Chengyang Bridge is very big and fancy. What part of the text tells us that this is true?

- A. "This kind of bridge can be found in China."
- B. "It was made mostly from wood long ago."
- C. "It is very grand. It has five pavilions!"

4. What is "A Wind and Rain Bridge" mostly about?

- A. how to build things without nails
- B. bridge pavilions
- C. the Chengyang Bridge

5. Why do wind and rain bridges have a roof?

The roof protects people from the _____.



6. What did you learn from "A Wind and Rain Bridge"?

7. Class Discussion Question: What is special about the Chengyang Bridge? Use information from the text to support your answer.


8. Draw a picture of a wind and rain bridge. Be sure to show how it protects people from both wind and rain.

Current Events Log
Day 11

On the lines below, draw and write about something interesting you learned about by reading the newspaper, watching local news, or watching an educational TV show. Describe who, what, where, when, why, and how of what you learned. What facts or information are most interesting to you and why?



Journal Entry 11



Think about a really fun day you have had. Draw a picture of something that happened that day. Then write or tell a story about the best day ever.

The best day ever

was

Writing Checklist—I have checked my writing for:

Neat Handwriting

Spaces Between Words

Capital Letters

Punctuation

Develop Ordering Objects by Length

Ron has 3 books. He puts them on a shelf in order from shortest to tallest.

How might Ron's books look on the shelf?

Try It



Math Toolkit

- connecting cubes



DISCUSS IT

How did you know how tall to draw the last book?



William's Windmill

by Kate Paixão



William Kamkwamba grew up in Malawi. Malawi is a country in Africa.

When William was a boy, his village had a problem. There was no

rain. Food could not grow. Most people in the village were farmers. Many people were hungry.

William went to the library. He read science books. He learned that windmills are machines. They can change wind power into electrical power. William learned that windmills could pump water. That could help his village grow food.

William's windmill idea helped solve his village's problem!

Name: _____ Date: _____

1. What problem did William's village have when he was a boy?

- A. William's village had no school.
- B. William's village had too much rain.
- C. The people in William's village were hungry.

2. What helped solve the problem in William's village?

- A. rain
- B. William's windmill idea
- C. a well filled with water

3. William's village had no rain, so no food could grow. But windmills could pump water. What does this information tell us about how windmills helped William's village solve their problem?

- A. Windmills made the village windier.
- B. Windmills pumped water so the food could grow.
- C. Windmills made electrical power so people could microwave their food.

4. What is "William's Windmill" mostly about?

- A. how William helped solve his village's problem
- B. how windmills work
- C. people in Africa

5. What are windmills?



Windmills are

6. What did you learn from "William's Windmill"?

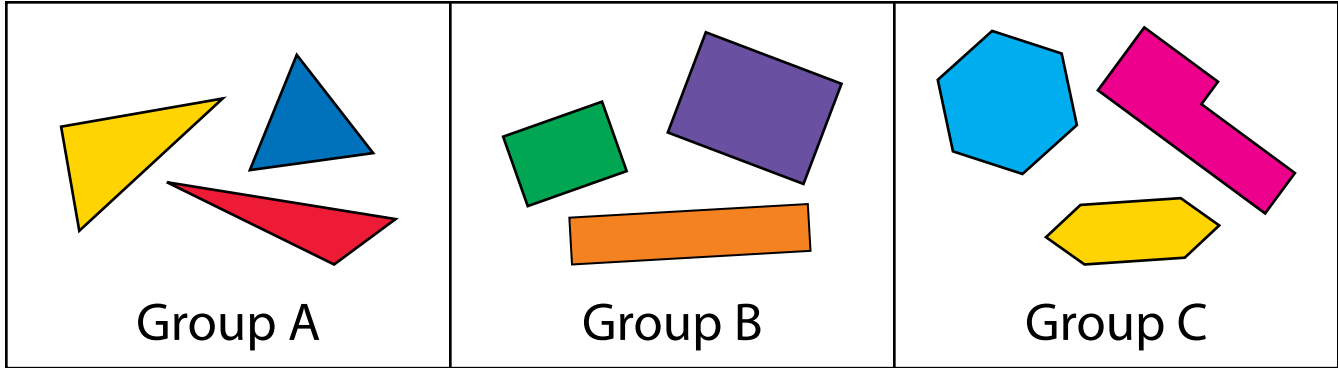
Current Events Log

Day 12

On the lines below, draw and write about something interesting you learned about by reading the newspaper, watching local news, or watching an educational TV show. Describe who, what, where, when, why, and how of what you learned. What facts or information are most interesting to you and why?

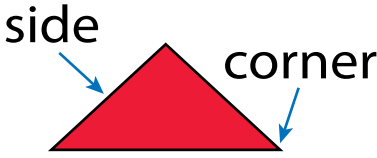




Sophie says the shapes in each group are the same in some way. How are they the same?



Model It

The number of sides and corners tells the shape name.

<p>3 sides 3 corners</p>  <p>triangle</p>	<p>4 sides 4 square corners</p>  <p>rectangle</p>	<p>6 sides 6 corners</p>  <p>hexagon</p>
---	---	--

_____ have 3 sides and 3 corners.

Rectangles have _____ sides and _____ square corners.

Hexagons have _____ sides and _____ corners.

Durians



Have you ever had an apple? How about a banana? Both of these fruits are easily found in the United States.

Have you ever had a durian? This is a fruit that isn't often found in the U.S. This kind of fruit grows in some warm countries in the eastern half of the world.

Durians are big fruits. They are about the size of a football. They are brownish green and hard on the outside. And they are covered with spikes!

On the inside, the fruit is yellow-ish white. It feels creamy. And it tastes a little sweet. But the fruit doesn't smell sweet... it smells very, very strongly. Some people don't mind the smell. But many people do. In fact, some places don't allow durians in because of their strong smell!

Name: _____ Date: _____

1. Where do durians grow?

- A. Some warm countries in the eastern half of the world
- B. The United States
- C. Some warm countries in the western half of the world

2. How does this text describe the durian fruit?

- A. On the inside, it is yellow-ish white and creamy. It tastes a little sweet.
- B. On the outside, it is white, soft, and dotted with tiny seeds.
- C. On the inside it is hard, black, and blue. It is very stinky.

3. Some people do not allow durians in some places.

What information from the text explains why?

- A. "The fruit is yellow-ish white."
- B. "It tastes a little sweet."
- C. "It smells very, very strongly."

4. What is "Durians" mostly about?

- A. Apples and bananas
- B. Grocery stores
- C. the durian fruit


5. How big is a durian?

A durian is about the size of a _____.


6. What did you learn from "Durians"?

Current Events Log
Day 13

On the lines below, draw and write about something interesting you learned about by reading the newspaper, watching local news, or watching an educational TV show. Describe who, what, where, when, why, and how of what you learned. What facts or information are most interesting to you and why?



Journal Entry 13



Imagine you are a bird or a butterfly and you have wings to fly. Draw a picture of yourself. Then think about where you would go and what you would do. Write or tell a story about your day.

Handwriting practice lines consisting of solid top and bottom lines with a dashed middle line. There are four sets of these lines provided for writing.

Writing Checklist—I have checked my writing for:



Neat Handwriting

Spaces Between Words

Capital Letters

Punctuation

- 4 June says these shapes are the same in some way. How are they the same?




They have _____ sides and _____ corners.

The shapes are _____.

- 5 Sammie says these shapes are the same in some way. How are they the same?



square




rhombus

They have _____ sides that are all the _____ length and _____ corners.

- 6 Describe the **circle**.


_____ sides

_____ corners



Saturn, a Planet with Rings

by Susan LaBella



Saturn is a planet. Saturn and seven other planets move around the sun. The solar system is the name for the sun, planets, and other smaller bodies that move around the sun.

Saturn is the sixth planet from the sun. It is the second-biggest planet in the solar system. Jupiter is the largest.

Saturn is one of a few planets with rings around it. The three main rings are called A, B, and C. Scientists say the rings are made of ice, dust, and rocks. These rings move around Saturn at different speeds.

Name: _____ Date: _____

1. What do we call the sun, planets, and other smaller bodies that move around the sun?

- A. Jupiter
- B. the solar system
- C. Saturn

2. How does the text describe Saturn?

- A. Saturn is very far from the sun and is the largest planet in the solar system.
- B. Saturn is the sixth planet from the sun and second-biggest planet in the solar system.
- C. Saturn is small, red, and very cold. It has lots of aliens living on it.

3. Several planets in the solar system, including Saturn, have rings around them. What part of the text shows us that this is true?

- A. Jupiter is the largest planet.
- B. Saturn and seven other planets move around the sun.
- C. Saturn is one of a few planets with rings around it.

4. What is "Saturn, a Planet with Rings" mainly about?

- A. the solar system
- B. Jupiter
- C. Saturn


5. What are Saturn's rings made of?

Saturn's rings are made of ice, dust,

6. What did you learn from "Saturn, a Planet with Rings"?

Current Events Log
Day 14

On the lines below, draw and write about something interesting you learned about by reading the newspaper, watching local news, or watching an educational TV show. Describe who, what, where, when, why, and how of what you learned. What facts or information are most interesting to you and why?



Journal Entry 14



What is your favorite food? Draw it. Now use your 5 senses to think about it. Write to tell about it with each of your senses.

Food:



Image credits ©vecktor/Shutterstock

Writing Checklist—I have checked my writing for:

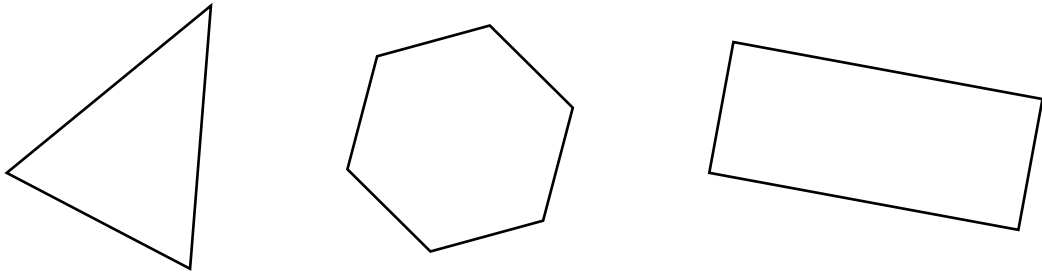
Neat Handwriting

Spaces Between Words

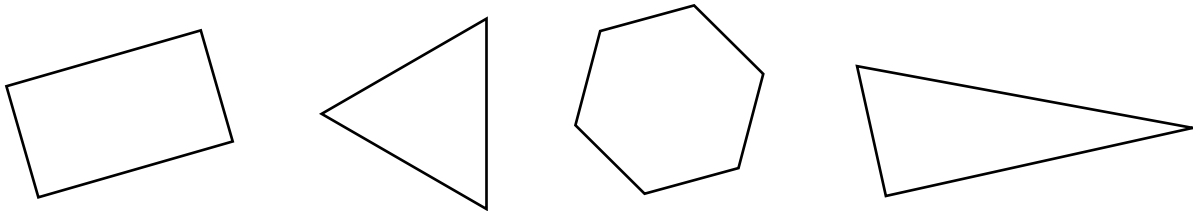
Capital Letters

Punctuation


- 3 Color the triangle green. Color the rectangle red. Color the hexagon yellow.




- 4 Color the shapes with square corners blue.



- 5 Circle the shape that has 6 sides and 6 corners.



- 6 What is the same about these two shapes? Circle.



square corners
number of corners

A Dog Is a Mammal

by Rachelle Kreisman



Every dog is a mammal. All mammals have hair on their bodies. People, horses, and elephants are also mammals.

Hair protects a mammal's skin. The hair keeps skin from getting scraped. Hair also protects mammals from cold and heat.

What else makes an animal a mammal? Here are some examples.

Every mammal has a backbone. That bone is also called the spine.

Mammals are warm-blooded. That means the temperature in their bodies is warm and usually stays the same.

Female mammals make milk in their bodies. They feed the milk to their babies.

Name: _____ Date: _____

1. What does every mammal have?

- A. hair and a backbone
- B. scales
- C. a tail

2. This text describes the characteristics of mammals. Which of the following animals are mammals?

- A. birds, eagles, and penguins
- B. people, horses, and elephants
- C. snakes, lizards, and crocodiles

3. Mammals have hair and backbones. Dogs are mammals. Based on this information, what is true about dogs?

- A. Dogs have hair. Dogs do not have backbones.
- B. Dogs have both hair and backbones.
- C. Dogs have backbones. Dogs do not have hair.

4. What is "A Dog Is a Mammal" mostly about?

- A. how hair protects mammals
- B. dogs and other pets
- C. the characteristics of mammals

5. Name something that dogs and people have in common.

One thing that dogs and people have in common is



6. What did you learn from "A Dog Is a Mammal"?

7. **Class Discussion Question:** Explain whether a mammal's backbone or a mammal's hair would help it stay warm in cold weather. Use information from the text to support your answer.

8. Draw a picture of a mammal. Try to label something that makes it a mammal.

Current Events Log
Day 15







On the lines below, draw and write about something interesting you learned about by reading the newspaper, watching local news, or watching an educational TV show. Describe who, what, where, when, why, and how of what you learned. What facts or information are most interesting to you and why?





Proud LEARN

Family



Thank you
first responders



LEARN

