

Packet #4

LEARN

A NETWORK *of* COLLEGE PREP ELEMENTARY SCHOOLS

Grade K

This student work packet is for Weeks 7 - 9 of home learning based on your District's School Schedule. Students should be completing this packet, along with completing lessons on their math/reading online programs daily. We will continue to work on providing online learning options for as long as school is not in session. Please continue to reach out to your child's teacher if you have any questions regarding this packet or any online programs.

Chicago Public Library Access

**Chicago residents only*

Don't Have a Chicago Public Library Card <small>* Children under 14 must have a guardian apply with them</small>	Already have a Chicago Public Library card
<ol style="list-style-type: none">1.) Apply for an eCard at https://tinyurl.com/LEARNCPCLcard2.) Access eBooks, audible books, and other online resources3.) Check out other resources at https://chipublib.overdrive.com/	<ol style="list-style-type: none">1.) Go to: https://www.chipublib.org/2.) Select: "Browse"3.) Choose "eBooks" under "By Format"4.) Check out other resources at https://chipublib.overdrive.com/

North Chicago Public Library Access

<http://www.ncplibrary.org/>

Select: Kid's Corner

Select: TumbleBook Library

Waukegan Public Library Access

<https://www.waukeganpl.org/temporary-library-card/>

1.) Complete the temporary library card form

2.) Access online resources at:

<https://www.waukeganpl.org/eresources/>

(Student Name)

LEARN Charter Schools Reading Log

Name: _____ Week Of: _____

Directions: Record the amount of time you read each day.

At home reading goal:

- I will read at least 45 minutes at home five times a week.

[illegible]

Day	Date	Title	Genre	Page Started	Page Finished	Total Time

Weekly At-Home Reading Tally

Day	Number of Minutes
Monday	
Tuesday	
Wednesday	
Thursday	
Friday	
Saturday	
Sunday	
Total Minutes This Week	

Teacher Initials for Meeting Weekly Goal: _____

☐ Your Weekly Goal is **225** minutes. Did you meet your goal? _____

☐ Did you exceed your goal? _____
If yes, by how many minutes? _____

☐ What is your favorite book you read this week? Why was it your favorite?

LEARN Charter Schools Reading Log

Name: _____ Week Of: _____

Directions: Record the amount of time you read each day.

At home reading goal:

- I will read at least 45 minutes at home five times a week.

[illegible]

Day	Date	Title	Genre	Page Started	Page Finished	Total Time

Weekly At-Home Reading Tally

Day	Number of Minutes
Monday	
Tuesday	
Wednesday	
Thursday	
Friday	
Saturday	
Sunday	
Total Minutes This Week	

Teacher Initials for Meeting Weekly Goal: _____

☐ Your Weekly Goal is **225** minutes. Did you meet your goal? _____

☐ Did you exceed your goal? _____
If yes, by how many minutes? _____

☐ What is your favorite book you read this week? Why was it your favorite?

LEARN Charter Schools Reading Log

Name: _____ Week Of: _____

Directions: Record the amount of time you read each day.

At home reading goal:

- I will read at least 45 minutes at home five times a week.

[illegible]

Day	Date	Title	Genre	Page Started	Page Finished	Total Time

Weekly At-Home Reading Tally

Day	Number of Minutes
Monday	
Tuesday	
Wednesday	
Thursday	
Friday	
Saturday	
Sunday	
Total Minutes This Week	

Teacher Initials for Meeting Weekly Goal: _____

☐ Your Weekly Goal is **225** minutes. Did you meet your goal? _____

☐ Did you exceed your goal? _____
If yes, by how many minutes? _____

☐ What is your favorite book you read this week? Why was it your favorite?

Prepare for Numbers 0 to 5

Examples

Examples

4

Examples

Examples

Have children show the meaning of 4. Have children fill in each of the boxes to show the meaning of 4. Tell children that they can use words, numbers, and pictures. Encourage them to show as many ideas as they can.

A Very Big Book



Encyclopedia books are big! Why? They have information about so many different things. They have information about animals. They have information about people. They have information about places. That's not even all!

Libraries have encyclopedia books. Some people have them in their homes, too. People will look something up in an encyclopedia to learn more about it. Encyclopedia books have many articles. The articles in the books are in alphabetical order. So an article about birds will come before an article about cars.

What would you look up in an encyclopedia?

Name: _____ Date: _____

1. What book is this text about?



encyclopedia books



comic books

2. Where can you find encyclopedia books?



the grocery store



the library

3. What are in encyclopedia books?



candy



articles

4. Where is an article about candy in encyclopedia books?



*after an article about
dogs*



*after an article about
balls*

5. What do encyclopedia books have information about?

Encyclopedia books have information about _____.

6. What did you learn from "A Very Big Book"?

7. Draw a picture of an encyclopedia book.


Current Events Log

Day 1

On the lines below, draw and write about something interesting you learned about by reading the newspaper, watching local news, or watching an educational TV show (PBS, Disney Channel, Discovery Channel, Newsela Kids, Informational YouTube Program, etc.) Describe who, what, where, when, why, and how of what you learned. What facts or information are most interesting to you and why?

This image shows a blank sheet of white paper with horizontal ruling lines. The lines are evenly spaced and run across the width of the page. There are no margins, text, or other markings on the paper.

Journal Entry 1



Draw your dream playground. Think about who you would like to be there with you. Write or tell a story about what you would do there.

and I would

Writing Checklist—I have checked my writing for:

☐ Neat Handwriting

☐ Spaces Between Words

☐ Capital Letters

☐ Punctuation

3

4

5

Have children use drawings and fingers to model 3, 4, and 5. Have children draw dots in the space below each number to show 3, 4, and 5. Then point

randomly to different cards and ask children to name the number and hold up fingers to show that number.

Cooking with a Cookbook



Have you ever helped someone cook? Learning how to cook can be very helpful. You can make healthy, tasty food to eat.

There are all kinds of foods you can cook. One way to learn how to cook is to read a cookbook. A cookbook tells you how to make different foods. It tells you what things you need to make the food. Maybe you'll need milk, eggs, or oil. You need different things to make different foods. Some of these things you may have in your kitchen. Other things you may need to buy.

Make sure to read the cookbook carefully! Follow the steps correctly. That way your food will be tasty!

Name: _____ Date: _____

1. What can you learn to make healthy, tasty food?



how to read



how to cook

2. What tells you how to make different foods?



a cookbook



a story book

3. What might you need to make food?



eggs



a bicycle

4. Where can you get things to make food?



your bedroom



your kitchen

5. What can you read to learn how to cook?

You can read a _____.

6. What did you learn from "Cooking with a Cookbook"?

7. Draw someone using a cookbook.


Current Events Log

Day 2

On the lines below, draw and write about something interesting you learned about by reading the newspaper, watching local news, or watching an educational TV show (PBS, Disney Channel, Discovery Channel, Newsela Kids, Informational YouTube Program, etc.) Describe who, what, where, when, why, and how of what you learned. What facts or information are most interesting to you and why?

This image shows a single sheet of white paper with horizontal blue ruling lines. The lines are evenly spaced and run across the width of the page. There are approximately 20 lines visible. The paper has a slight shadow on the right side, suggesting it is resting on a surface.

Journal Entry 2



What animal would you like to be for a day? Draw the animal. Write or tell what you would be and what you would do for that one day.

I would be a _____.

First, _____

Writing Checklist—I have checked my writing for:

☐ Neat Handwriting


☐ Spaces Between Words

☐ Capital Letters

☐ Punctuation

Connect It

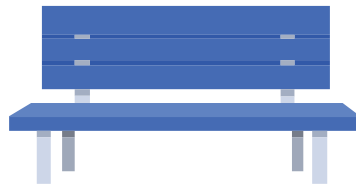
4



3



0



5



Have children describe the pictures. Have children circle the planter with 4 flowers, the nest with 3 birds, the bench with 0 children, and the tree with 5 apples.

Discuss It

How do you know which picture has 0 objects on it or in it?

Take Care of Your Teeth

by ReadWorks



You need healthy teeth. Do you know why? Your teeth help you eat. They help you talk.

Here are some ways to care for your teeth:

- Brush your teeth after you eat.
- Eat healthful foods.
- Have a grown-up help you floss your teeth.
- Visit the dentist two times each year.

And don't forget to smile!

brush

brush

Definition

noun

1. a tool for cleaning, painting, and other things. It has a handle and a tight group of stiff fibers on one end.

I bought him a brush and comb for his hair.

verb

1. to use a brush on something.

I brush my teeth every night.

Spanish cognate

brocha: The Spanish word *brocha* means brush.

These are some examples of how the word or forms of the word are used:

1. You can easily conserve, or save, water. Turn the faucet off while **brushing** your teeth and washing your face.
2. Today, she was going to teach Alison how to paint as well. In order to do that, they needed to buy some art supplies. They needed paint, **brushes** and a canvas.
3. **Brush** your teeth twice a day. **Brush** all parts of your mouth and even your tongue. **Brush** with short, back-and-forth motions. Don't forget to be gentle!
4. Owen Interstate sits on his cracked leather stool and knows enough to put his milkshake down on the counter while he spins. Every few seconds, he catches a glimpse of her in the mirror: Penny, **brushing** her long red hair and wearing a yellow polka dot dress.

dentist den • tist

Definition

noun

1. a doctor who takes care of the teeth and mouth.

Spanish cognate

dentista: The Spanish word *dentista* means dentist.

These are some examples of how the word or forms of the word are used:

1. Visit a **dentist** twice a year to get your teeth cleaned. The dentist will make sure your teeth are healthy.
2. It is also important to visit a **dentist** twice a year. A dentist is a doctor who cares for teeth.
3. Visit the **dentist** twice a year. Your dentist will check and clean your teeth, take X-rays, and put fluoride on your teeth. Fluoride helps keep your teeth strong.

floss

floss

Definition

noun

1. soft thread used for cleaning between the teeth.

Use floss before you brush your teeth.

These are some examples of how the word or forms of the word are used:

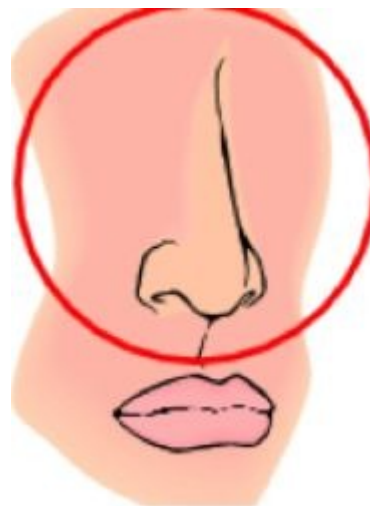
1. Brushing and **flossing** removes plaque (PLAK) from your teeth. Plaque is a sticky layer of germs.
2. Brushing twice a day and **flossing** regularly will help keep your teeth healthy.
3. **Floss** your teeth. Slide the floss between teeth slowly. If you need help, ask a grown-up.
4. **Floss** your teeth once a day. Dental floss cleans between your teeth. Use it to remove food you missed with a toothbrush.

Name: _____ Date: _____

1. What do you need to help you eat and talk?



healthy teeth



your nose

2. What should you do after you eat to care for your teeth?



drink soda



brush your teeth

3. What kind of food should you eat?



healthy food



junk food

4. Who can help you floss your teeth?



a grown-up



your dog


Current Events Log

Day 3

On the lines below, draw and write about something interesting you learned about by reading the newspaper, watching local news, or watching an educational TV show (PBS, Disney Channel, Discovery Channel, Newsela Kids, Informational YouTube Program, etc.) Describe who, what, where, when, why, and how of what you learned. What facts or information are most interesting to you and why?

[illegible]

Journal Entry 3



© Alliya2/Shutterstock

Write or draw a picture about how you're feeling today. Explain what happened to make you have these feelings.

Today I feel

because

Writing Checklist—I have checked my writing for:

☐ Neat Handwriting

☐ Spaces Between Words

☐ Capital Letters

☐ Punctuation

Prepare for Counting and Writing to 10

The diagram consists of a central oval containing the number 8. Four lines radiate from this central oval to the corners of a larger rectangle, connecting it to four smaller rectangular boxes. Each of these four boxes is labeled 'Examples' in the top-left corner and is intended for students to show the meaning of the number 8 using words, numbers, or pictures.

Have children show the meaning of 8. Have children fill in each of the boxes to show the meaning of 8. Tell children that they can use words, numbers, and pictures. Encourage them to show as many ideas as they can.

Hoodoos Made of Rock



Have you heard of a hoodoo? A hoodoo is a special shape made of rock. It is a tall column!

There is a place in Utah that is filled with these special rocks. It is called Bryce Canyon. It has more hoodoos than any other place in the world! The rocky hoodoos there are colorful. They are pink, orange, and red.

These hoodoos formed over a long time. Water and ice shaped the rocky land into columns. The columns are different heights. Some are the size of a person. Some are more than 100 feet tall!

3. Do hoodoos form fast?



yes



no

4. What causes hoodoos to form?



wind and rain



water and ice

5. What color are the hoodoos in Bryce Canyon?

The hoodoos in Bryce Canyon are _____.

6. What did you learn from "Hoodoos Made of Rock"?

7. Draw a hoodoo.

Current Events Log

Day 4

On the lines below, draw and write about something interesting you learned about by reading the newspaper, watching local news, or watching an educational TV show (PBS, Disney Channel, Discovery Channel, Newsela Kids, Informational YouTube Program, etc.) Describe who, what, where, when, why, and how of what you learned. What facts or information are most interesting to you and why?

[illegible]

Journal Entry 4



Think about your bedroom. How would you tell someone else what it looks like? Write 3 things or 3 sentences to describe it.

My bedroom is _____.

It has _____

Writing Checklist—I have checked my writing for:

☐ Neat Handwriting

☐ Spaces Between Words

☐ Capital Letters







☐ Punctuation

Connect It



Math Toolkit

• counters



Have children count the number of objects in each group. Then have children draw lines to match groups that show the same number of objects.

Discuss It

How did you keep track of which objects you counted?

A Cool Pool!

by ReadWorks



The day was hot. The sunshine was warm. Ava's mother filled the wading pool.

"May I get in?" Ava asked.

She jumped into her pool. Brrrr! It felt cold. This was not fun! Ava's mother called her for lunch. Later, Ava got back into her pool. Now the water felt warm. Ava splashed and laughed.

Name: _____ Date: _____

1. What is the weather like in the story?



cool and cloudy



hot and sunny

2. What is Ava doing today?



swimming in her pool



playing at the park

3. How did the water feel when Ava jumped into her pool in the morning?



warm



cold

4. How did the water feel when Ava got back into her pool after lunch?



warm



cold

5. When does Ava have fun splashing and laughing in her pool?

6. What did you learn from "A Cool Pool"?

7. Draw a picture of Ava splashing and laughing in her pool.


Current Events Log

Day 5

On the lines below, draw and write about something interesting you learned about by reading the newspaper, watching local news, or watching an educational TV show (PBS, Disney Channel, Discovery Channel, Newsela Kids, Informational YouTube Program, etc.) Describe who, what, where, when, why, and how of what you learned. What facts or information are most interesting to you and why?

This image shows a blank sheet of white paper with horizontal ruling lines. The lines are evenly spaced and run across the width of the page. There are no margins, text, or other markings on the paper.

Journal Entry 5



Think about the biggest thing you have ever seen. Draw a picture of it. Then write or tell what it is, where you saw it, and how it made you feel.

The biggest thing I
have seen is

Writing Checklist—I have checked my writing for:

☐

Neat Handwriting

☐

Spaces Between Words


☐

Capital Letters

☐

Punctuation

Practice Counting and Writing to 10



Have children count groups of 6, 7, 8, 9, and 10. Have children color groups of 6 red, groups of 7 blue, groups of 8 green, groups of 9 yellow, and groups of 10 purple.

Ant and Grasshopper

by ReadWorks



One day a grasshopper hopped along a road and saw an ant. The ant was carrying a big ear of corn.

"Hey, stop and talk to me," Grasshopper said.

"I am getting food for the winter," Ant said. "You should too."

"It is summer. I have food," said Grasshopper.

Soon winter came. Grasshopper had no food. Ant and his friends had corn to eat. Grasshopper learned a lesson: it is wise to get ready for the future.

Name: _____ Date: _____

1. Who is this story about?



*an ant and a
grasshopper*



a mouse

2. What was Ant doing at the beginning of the story?



playing



getting food (for winter)

3. Did Grasshopper get food during the summer?

A. yes

B. no

4. What is the lesson of this story?



Get ready for the future.



Play as much as possible.

5. What did Ant and his friends have in the winter that Grasshopper did not have?

6. What did you learn from "Ant and Grasshopper"?

7. Draw a picture of ant and grasshopper *in the winter*.

Current Events Log

Day 6

On the lines below, draw and write about something interesting you learned about by reading the newspaper, watching local news, or watching an educational TV show (PBS, Disney Channel, Discovery Channel, Newsela Kids, Informational YouTube Program, etc.) Describe who, what, where, when, why, and how of what you learned. What facts or information are most interesting to you and why?

This image shows a blank sheet of white paper with horizontal ruling lines. The lines are evenly spaced and run across the width of the page. There are no margins, text, or other markings on the paper.

Journal Entry 6



One day you find you can talk to animals. What would you ask them? Write the questions or tell someone what you would want to ask.

I would ask

Writing Checklist—I have checked my writing for:

☐

Neat Handwriting

☐

Spaces Between Words

☐

Capital Letters

☐

Punctuation

Prepare for Counting Teen Numbers

Examples

Examples

14

Examples

Examples

Have children show the meaning of 14. Have children fill in each of the boxes to show the meaning of 14. Tell children that they can use words, numbers, and pictures. Encourage them to show as many ideas as they can.

The Treasure Map

by ReadWorks



Nate's mom drew a map of the park. It was a treasure map. Nate and his mom walked to the park with Nate's friend Kim. Kim would be Captain Blue Shoes. Nate would be Captain Red Beard.

The children looked at the map. It said the treasure was near the swings. The captains sneaked behind the slide. They ran by the seesaw. They crawled under the swings. Mom had left two pirate hats there.

"We found the treasure!" shouted Captain Blue Shoes.

Name: _____ Date: _____

1. Who is this story about?



a pirate captain



Kim and Nate

2. What do Kim and Nate use to find the treasure in the park?



a map



a cell phone

3. Where does the treasure map say the treasure is?



near the swings



behind the slide

4. Where did "the captains" go after they sneaked behind the slide?



by the seesaw



under the swings

5. What treasure did Kim and Nate find?

6. What did you learn from "The Treasure Map"?

7. Draw a picture of Kim and Nate searching for treasure in the park.

Current Events Log

Day 7

On the lines below, draw and write about something interesting you learned about by reading the newspaper, watching local news, or watching an educational TV show (PBS, Disney Channel, Discovery Channel, Newsela Kids, Informational YouTube Program, etc.) Describe who, what, where, when, why, and how of what you learned. What facts or information are most interesting to you and why?

This image shows a blank sheet of white paper with horizontal ruling lines. The lines are evenly spaced and run across the width of the page. There are no margins, text, or other markings on the paper.

.....

[illegible]

☐ Punctuation

Connect It

17



15



18

Have children match groups of objects to teen numbers that tell how many are in that group. Have children count the number of objects in each group. Then have children draw lines to match the pictures to the numbers.

Discuss It

How do you know you have the correct total for a group of objects? How could you check?

Mario Molina



Our Earth

Mario Molina is a scientist. He is from Mexico. Mexico is a country.

Mario loved science ever since he was a kid. As a child, he made a science lab in one of the bathrooms in his home.

Mario is a chemist. A chemist is a scientist who studies matter. Matter is the stuff that everything is made of!

Mario found that some stuff people made were hurting the Earth. So many people stopped using this stuff.

Mario has won awards for his important work.

science sci · ence

Definition

noun

1. a system of studying and learning about things in nature. Chemistry, biology, and physics are all sciences.
2. a particular branch of this activity.

Physics and biology are two sciences.

3. any disciplined, systematized area of study.

Spanish cognate

ciencia: The Spanish word *ciencia* means science.

These are some examples of how the word or forms of the word are used:

1. **Science** is the study of different things in the world.
2. Her love of **science** won out, however. Ride went to college and studied physics, a branch of science.

Name: _____ Date: _____

1. Who is Mario Molina?



a fireman



a scientist

2. What kind of science does Mario study?



chemistry



geology

5. What has Mario Molina won for his important work?

Mario Molina has won _____.

6. What did you learn from "Mario Molina"?

7. Draw a picture of Mario as a child.

Current Events Log

Day 8

On the lines below, draw and write about something interesting you learned about by reading the newspaper, watching local news, or watching an educational TV show (PBS, Disney Channel, Discovery Channel, Newsela Kids, Informational YouTube Program, etc.) Describe who, what, where, when, why, and how of what you learned. What facts or information are most interesting to you and why?

[illegible]

Journal Entry 8

Who do you miss from school? Write a letter telling them how much you miss them. Let them know what you've been up to.

Dear _____,

Your friend,

Writing Checklist—I have checked my writing for:

☐

Neat Handwriting

☐

Spaces Between Words

☐

Capital Letters

☐

Punctuation

Practice Counting Teen Numbers



Have children color a group of 15 paint jars, using green for 10 of them and orange for the extras. Tell children to color a group of 12 watercolors in

the tray, using green for 10 of them and purple for 2 of them. Have children color the rest of the picture.

The Bicycle Problem

by ReadWorks



Jimmy had a problem with his bicycle. He had a flat tire. Maybe he could ride on one good tire? That didn't work. The bike went *bump bump bump*.

Well, he could buy a new tire. But how could he get to the store? His bike didn't work!

Then Lashona came along with an idea. She showed Jimmy how to take off the flat tire. She had a patch to fix a hole in the tire.

Jimmy put the tire back on the bike. Then he used Lashona's pump to fill the tire with air again. Now his bike was ready to go!

Name: _____ Date: _____

1. What problem does Jimmy have with his bicycle?



He had a flat tire.



He didn't like the color.

2. Can Jimmy ride his bike with one good tire?

- A. No
- B. Yes

3. Why can't Jimmy buy a new tire?



He doesn't have money.



He can't get to the store.

4. How does Lashona want to solve Jimmy's problem?



buy him a new bike



patch the flat tire

5. What do Jimmy and Lashona use to fix the hole in Jimmy's tire?

6. What did you learn from "The Bicycle Problem"?

7. Draw a picture of Jimmy and Lashona fixing Jimmy's bike.

Current Events Log

Day 9

On the lines below, draw and write about something interesting you learned about by reading the newspaper, watching local news, or watching an educational TV show (PBS, Disney Channel, Discovery Channel, Newsela Kids, Informational YouTube Program, etc.) Describe who, what, where, when, why, and how of what you learned. What facts or information are most interesting to you and why?

This image shows a single sheet of white paper with horizontal ruling lines. The lines are evenly spaced and run across the width of the page. There are no margins, text, or other markings on the paper.

Journal Entry 9

What makes a good friend? Write three sentences telling what good friends do for you. Pick one thing from your writing that good friends do and draw a picture of it in the box.

A good friend

Writing Checklist—I have checked my writing for:

☐ Neat Handwriting

☐ Spaces Between Words

☐ Capital Letters

☐ Punctuation

Explore Adding Within 5



Try It

Learning Target


- Solve addition and subtraction word problems, and add and subtract within 10.

SMP 1, 2, 3, 4, 5, 6, 7



Math Toolkit

- counters



$$\begin{array}{c} \underline{\hspace{2cm}} \\ - - - - - \\ \underline{\hspace{2cm}} \end{array} + \begin{array}{c} \underline{\hspace{2cm}} \\ - - - - - \\ \underline{\hspace{2cm}} \end{array} = \begin{array}{c} \underline{\hspace{2cm}} \\ - - - - - \\ \underline{\hspace{2cm}} \end{array}$$

Have children use a 5-frame and counters to represent and solve an addition word problem and read a corresponding equation. Invite 1 girl and 2 boys to act out boarding a bus. Say: *1 girl and 2 boys get on the bus.*

How many children are on the bus? Have children use counters and the 5-frame to model the problem. Write the corresponding equation on the board. Have children write the equation. Read the equation together.

The Inca

by Dan Stahl

The Inca were Native Americans. They lived in South America long ago.

Many of them lived in the Andes Mountains. The mountains are on the west edge of South America. The Inca built roads in the mountains. The roads helped them get around and spread out.

The Inca sent messages along the roads. The messages were not written down. The Inca did not write things down. They used strings for their messages instead. They tied knots with the strings. The knots were tied in different ways. Different knots meant different things.

One Inca city was Machu Picchu (MATCH-oo PEEK-choo). It was built on top of a mountain in Peru. People still visit it today.



Machu Picchu

Name: _____ Date: _____

1. Who are the Inca?



European settlers



Native Americans

2. Where did the Inca live?



in mountains



the rainforest

3. What did the Inca use to make messages?



different knots



words on paper

4. What Inca city can you still visit today?



Machu Picchu



Rio de Janeiro

5. What did the Inca use to send messages?

To send messages, the Inca used _____.

6. What did you learn from "The Inca"?

7. Draw an Incan message.

Current Events Log

Day 10

On the lines below, draw and write about something interesting you learned about by reading the newspaper, watching local news, or watching an educational TV show (PBS, Disney Channel, Discovery Channel, Newsela Kids, Informational YouTube Program, etc.) Describe who, what, where, when, why, and how of what you learned. What facts or information are most interesting to you and why?

This image shows a blank sheet of white paper with horizontal ruling lines. The lines are evenly spaced and run across the width of the page. There are no margins, text, or other markings on the paper.

Journal Entry 10



Think about all you have done this school year. What one thing are you the most proud of doing? Write to tell others about it.

I am the most proud
of

Writing Checklist—I have checked my writing for:

☐

Neat Handwriting

☐


Spaces Between Words

☐

Capital Letters

☐

Punctuation

Connect It

$$\begin{array}{c} \text{_____} \\ \text{-----} \\ \text{_____} \end{array} + \begin{array}{c} \text{_____} \\ \text{-----} \\ \text{_____} \end{array} = \begin{array}{c} \text{_____} \\ \text{-----} \\ \text{_____} \end{array}$$

Have children use a 5-frame and counters to act out another addition problem and read a corresponding equation. Say: *There are 3 children on the bus. 1 girl gets on the bus. How many children are on the bus now?*

Have children use counters and the 5-frame to model the problem. Have children help you complete the equation on the board. Then children write the equation. Read the equation aloud together.

A Stone Bridge in Prague



Charles Bridge in Prague

In Europe, there is a big city called Prague. Prague is a beautiful and old city. Many people go there.

One thing people can see there is the Charles Bridge. This bridge goes over a big river in Prague. It connects the two sides of the city. People who visit the bridge get great views!

The Charles Bridge was built hundreds of years ago. It is made of stone. It is held up by arches. An arch is a round shape that goes over an open space. This bridge has 16 of them! It also has 30 statues on it. It is a beautiful bridge!

Name: _____ Date: _____

1. Where is Prague?

- A. Europe
- B. North America
- C. Asia

2. The text describes the Charles Bridge. How does the text describe the Charles Bridge?

- A. It is a beautiful brige.
- B. It is a scary bridge.
- C. It is a tall bridge.

3. Read the following sentences:

"One thing people can see there is the Charles Bridge. This bridge goes over a big river in Prague. It connects the two sides of the city. "

What does this information tell us about how the Charles Bridge helps people in Prague?

- A. People can grow food on the Charles Bridge that they cook and eat.
- B. People can fly on the Charles Bridge to go from one side of Prague to the other side of Prague.
- C. People can cross the Charles Bridge to go from one side of Prague to the other side of Prague.

4. What is the main idea of this text?

- A. The Charles Bridge is made of stone.
- B. The Charles Bridge is a beautiful bridge in Prague.
- C. Prague is a beautiful city in Europe that many people visit.

5. What does the Charles Bridge go over?

The Charles Bridge goes over a big _____.

6. What did you learn from "A Stone Bridge in Prague"?


Current Events Log

Day 11

On the lines below, draw and write about something interesting you learned about by reading the newspaper, watching local news, or watching an educational TV show (PBS, Disney Channel, Discovery Channel, Newsela Kids, Informational YouTube Program, etc.) Describe who, what, where, when, why, and how of what you learned. What facts or information are most interesting to you and why?

[illegible]

Journal Entry 11



Think about a really fun day you have had. Draw a picture of something that happened that day. Then write or tell a story about the best day ever.

The best day ever

was

Writing Checklist—I have checked my writing for:

☐

Neat Handwriting

☐

Spaces Between Words

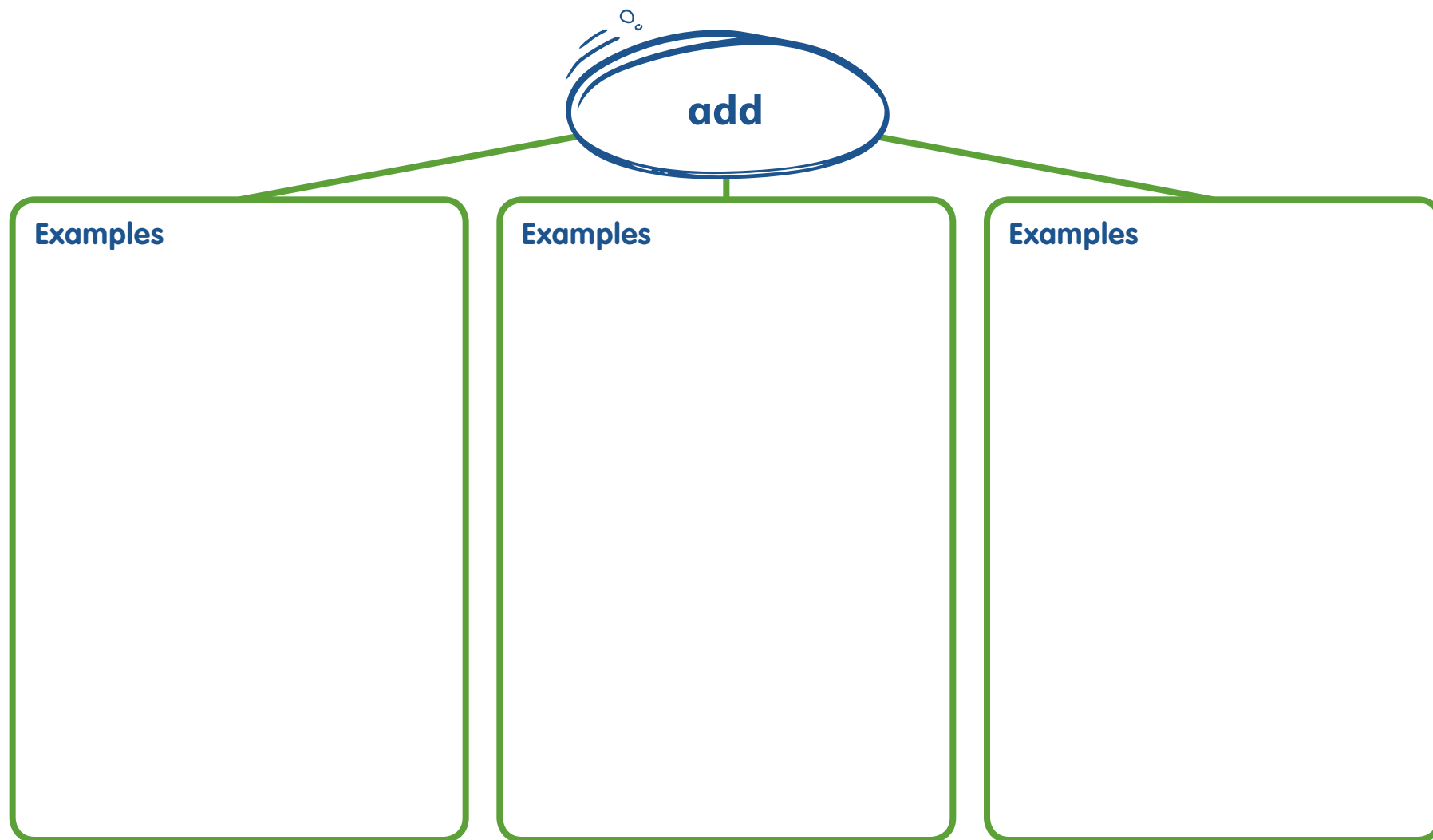
☐

Capital Letters

☐

Punctuation

Prepare for Adding Within 5



Have children show what it means to add. Have children fill in each of the boxes to show the meaning of addition (joining). Encourage them to use pictures, words, and numbers. Tell children to think of as many different ways as they can.

Enjoying the Outdoors



Do you spend a lot of time outdoors?

Maybe on a nice, sunny day you go out for recess. You may play with your friends and run around. There are other ways to enjoy being outside.

You can go for walks at a park near your home. Look at the trees. Listen to the birds singing.

You can play sports outside. You can play sports like tennis, soccer, and baseball outside. It's also a great way to exercise!

You can also visit other beautiful places outside. You can visit a mountain and hike with your family. You can go to the beach and swim with your family.

Name: _____ Date: _____

1. What kind of weather is good for recess?



rainy weather



sunny weather

2. What can you do at a park?



swim



walk

3. Where could you go with your family to hike?



the beach



a mountain

4. Where could you go with your family to swim?



the beach



a mountain

5. What is a sport that you can play outside?

One sport that you can play outside is _____.

6. What did you learn from "Enjoying the Outdoors"?

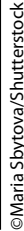
7. Draw a picture of yourself outdoors.

Current Events Log

Day 12


On the lines below, draw and write about something interesting you learned about by reading the newspaper, watching local news, or watching an educational TV show (PBS, Disney Channel, Discovery Channel, Newsela Kids, Informational YouTube Program, etc.) Describe who, what, where, when, why, and how of what you learned. What facts or information are most interesting to you and why?

This image shows a blank sheet of white paper with horizontal ruling lines. The lines are evenly spaced and run across the width of the page. There are no margins, text, or other markings on the paper.

[illegible]

☐ Punctuation

Practice Sorting and Counting Objects



Have children color the striped fish red and the rest of the fish yellow.

Then have children color the big rocks one color and the small rocks a different color. Have children color the rest of the picture.

Taking Photos



Taking photos can be fun!

You can take photos with a camera. You can also take photos with phones that have cameras.

People take photos of different things. They take photos of places outdoors. They take photos of animals. They take photos of other people.

Some photos have only black and white colors. Other photos have different kinds of colors.

What kinds of photos would you take?

Name: _____ Date: _____

1. What do you use to take a photo?



a camera



a watch

2. What else can take a photo?



a video game



a cell phone

3. What can you take a photo of?



animals



a movie

4. Does every photo have color?



yes



no

5. What do people take photos of?

People take photos of _____.

6. What did you learn from "Taking Photos"?

7. Draw a picture of yourself holding a camera.


Current Events Log

Day 13


On the lines below, draw and write about something interesting you learned about by reading the newspaper, watching local news, or watching an educational TV show (PBS, Disney Channel, Discovery Channel, Newsela Kids, Informational YouTube Program, etc.) Describe who, what, where, when, why, and how of what you learned. What facts or information are most interesting to you and why?

[illegible]

Journal Entry 13



Imagine you are a bird or a butterfly and you have wings to fly. Draw a picture of yourself. Then think about where you would go and what you would do. Write or tell a story about your day.




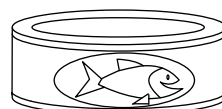
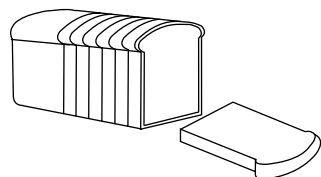
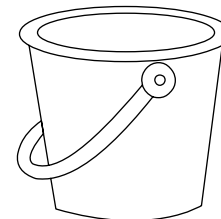
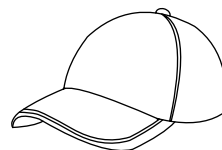
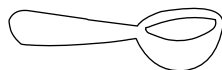

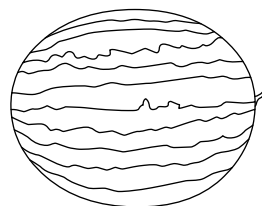



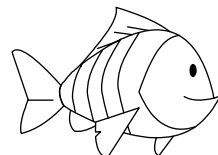
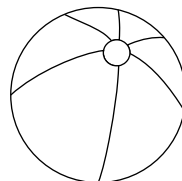

Writing Checklist—I have checked my writing for:

☐ Neat Handwriting

☐ Spaces Between Words

☐ Capital Letters

☐ Punctuation



Have children sort objects based on feature. Discuss with children how the objects shown are similar and different. Prompt children to see that some objects can be eaten while others cannot. Have children color all the objects

that can be eaten. Then have children count the objects they colored and compare that number to the number of objects that are not colored.

Murals

A mural is a very big picture painted on a wall. It can also be painted on a ceiling. Have you ever seen a mural on a building?



a mural on a ceiling



a mural on a wall

Murals might show people. They might show animals. They might show things you've never seen before!



a mural of animals in the ocean

Some murals are made with many colors. Some are made with just a few colors.



a colorful mural

Name: _____ Date: _____

1. What do we call a very big painting?



a mosaic




a mural

2. Where are murals painted?



walls



paper

4. Do murals have color?



yes



no

5. What might a mural show?

Murals might show _____.

Current Events Log

Day 14

On the lines below, draw and write about something interesting you learned about by reading the newspaper, watching local news, or watching an educational TV show (PBS, Disney Channel, Discovery Channel, Newsela Kids, Informational YouTube Program, etc.) Describe who, what, where, when, why, and how of what you learned. What facts or information are most interesting to you and why?

[illegible]

Journal Entry 14



What is your favorite food? Draw it. Now use your 5 senses to think about it. Write to tell about it with each of your senses.

Food:



Image credits ©vecktor/Shutterstock

Writing Checklist—I have checked my writing for:

☐

Neat Handwriting

☐

Spaces Between Words

☐

Capital Letters

☐

Punctuation

Develop Sorting and Counting Objects

Try It



Math Toolkit

• connecting cubes 



Have children sort pictures of objects into two groups. Have children choose a way to sort and then circle the objects that fit their rule. Count and compare the numbers in each group. Children explain their rule to a partner or swap papers and try to guess the rule.

Discuss It

How can you tell which group has fewer objects? How can using cubes help you sort the groups and find which group has more?

When Grandma Was a Girl

by ReadWorks



Jay and Susie opened the door. It was Grandma! They asked her to tell a story. She told them a story about her life. It took place many years ago.

Grandma was a little girl. She lived on a farm. She had three brothers. All of them had chores to do. Grandma fed the chickens and collected their eggs.

One day, Grandma found a rock in one chicken's nest. She was confused. How did that get there?

Then her brothers told her it was a joke. Grandma laughed. When they heard the story, Jay and Susie laughed too.

Name: _____ Date: _____

1. Who tells Jay and Susie a story about her life when she was a little girl?



the big bad wolf



Grandma

2. Where did Grandma live when she was growing up?



on a farm



in the city

3. What was one of Grandma's chores?



collect chicken eggs



cook dinner

4. What did Grandma find in a chicken's nest that did not belong?



a rock



milk

5. Who put the rock in the chicken's nest?

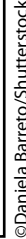
Current Events Log

Day 15

On the lines below, draw and write about something interesting you learned about by reading the newspaper, watching local news, or watching an educational TV show (PBS, Disney Channel, Discovery Channel, Newsela Kids, Informational YouTube Program, etc.) Describe who, what, where, when, why, and how of what you learned. What facts or information are most interesting to you and why?

[illegible]

.....

[illegible]

☐ Punctuation



Proud LEARN
Family

The background of the image is decorated with several line art flowers of various designs, including daisies, multi-petaled blooms, and stylized flowers with circular centers. These are arranged around the central text.

Thank you
first responders

♡, **LEARN**